

# Properties of Irradiated PA12 by Accelerated Electrons

Mizera, A., Manas, M., Holik, Z., Manas, D., Stanek, M., Navratil, J., Ovsik, M. and Reznicek, M.

**Abstract**—Radiation processing involves the use of natural or manmade sources of high energy radiation on an industrial scale. The principle of radiation processing is the ability of high energy radiation to produce reactive cations, anions and free radicals in materials. The industrial applications of the radiation processing of plastics and composites include polymerization, cross-linking, degradation and grafting. Radiation processing mainly involves the use of either electron beams from electron accelerators or gamma radiation from Cobalt-60 sources. The PA12 polyamide 12 tested showed significant changes of temperature stability and mechanical properties after irradiation. From this point view, new applications could also be seen in areas with service temperatures higher than their former melting point. The comparison of the temperature stability and mechanical properties of irradiated and non irradiated PA12 is presented in this paper.

**Keywords**—Polyamide 12, irradiation, mechanical properties

## I. INTRODUCTION

**P**OLYMERS belong to constructive materials which find use at the most industry branches. The advantage is a low weight together with the excellent mechanical properties, very good chemical resistance and other properties, which assign them for various applications. Disadvantage is mainly low temperature stability which significantly reduces usage of these polymers.

Every properties improvement especially temperature stability helps to increase application possibilities. In addition, properties modification of standard polymers, which are relatively cheap products, gives them advantage for another usage. One of the possibilities of polymers properties

improvement is their radiation cross-linking.

The irradiation cross-linking of thermoplastic materials via electron beam or cobalt 60 (gamma rays) is performed separately, after processing. Generally, ionizing radiation includes accelerated electrons, gamma rays and X-rays. Radiation processing with an electron beam offers several distinct advantages when compared with other radiation sources, particularly  $\gamma$ -rays and x-rays. The process is very fast, clean and can be controlled with much precision. There is no permanent radioactivity since the machine can be switched off. In contrast to  $\gamma$ -rays and x-rays, the electron beam can be steered relatively easily, thus allowing irradiation of a variety of physical shapes. The electron beam radiation process is practically free of waste products and therefore is no serious environmental hazard. These are not only capable of converting monomeric and oligomeric liquids, but also can produce, due to cross-linking, major changes in the properties of solid polymers. The cross-linking level can be adjusted by the irradiation dosage. The absorbed dosage means the value of energy of ionizing radiation absorbed by a unit of mass of the processed material. The unit of absorbed dose is 1 Gray (1 Gy = 1J/kg). The main difference between beta and gamma rays is in their different abilities to penetrate the irradiated material. Gamma rays have a high penetration capacity. The penetration capacity of electron rays depends on the energy of the accelerated electrons. Due to electron accelerators, the required dosage can be applied within seconds, whereas several hours are required in the gamma radiation plant (Fig. 1). [1, 2]

Ales Mizera is with the Tomas Bata University in Zlin, nam. T. G. Masaryka 5555, 760 01 Zlin, Czech Republic (phone: +420 57 603 5226; fax: +420 57 603 5176; e-mail: mizera@ft.utb.cz).

Miroslav Manas is with the Tomas Bata University in Zlin, nam. T. G. Masaryka 5555, 760 01 Zlin, Czech Republic (e-mail: manas@ft.utb.cz).

Zdenek Holik is with the Tomas Bata University in Zlin, nam. T. G. Masaryka 5555, 760 01 Zlin, Czech Republic (e-mail: holik@ft.utb.cz).

David Manas is with the Tomas Bata University in Zlin, nam. T. G. Masaryka 5555, 760 01 Zlin, Czech Republic (e-mail: dmanas@ft.utb.cz).

Michal Stanek is with the Tomas Bata University in Zlin, nam. T. G. Masaryka 5555, 760 01 Zlin, Czech Republic (e-mail: stanek@ft.utb.cz).

Jan Navratil is with the Tomas Bata University in Zlin, nam. T. G. Masaryka 5555, 760 01 Zlin, Czech Republic (e-mail: jnavratil@ft.utb.cz).

Martin Ovsik is with the Tomas Bata University in Zlin, nam. T. G. Masaryka 5555, 760 01 Zlin, Czech Republic (e-mail: ovsik@ft.utb.cz).

Martin Reznicek is with the Tomas Bata University in Zlin, nam. T. G. Masaryka 5555, 760 01 Zlin, Czech Republic (e-mail: mreznicek@ft.utb.cz).

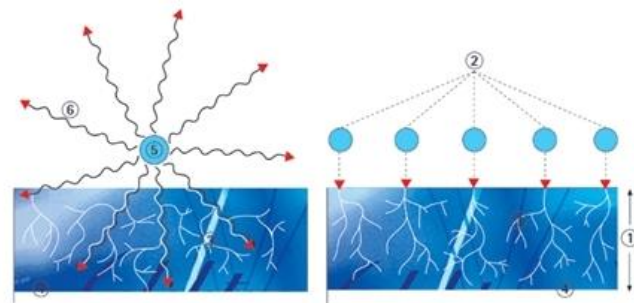


Fig. 1 Design of Gamma Rays (a) and Electron Rays (b), 1 – Penetration depth of an electron, 2 – Primary electron, 3 – Secondary electron, 4 – Irradiated material, 5 – Encapsulated Co – 60 Radiation source, 6 – Gamma Rays [2]

Beta and gamma rays can be used for the irradiation of polyolefines, polyesters, halogen polymers and polyamides from the thermoplastics group, elastomers and thermoplastic elastomers. Some of them need the addition of a cross-linking agent. Polymers can be classified into two groups according to their response to ionizing radiation. One group exhibits predominant cross-linking, the other predominant chain scission. [1, 2]

Radiation cross-linking usually improves strength, reduces creep, contributes to chemical resistance improvement and in many cases improves tribological properties. Effect of radiation cross-linking significantly improves temperature stability. Because of that, materials which belong to group of standard polymers can be used in applications, which would be in term of temperature stability intended only to constructive thermoplastic polymers.

## II. MATERIAL AND METHODS

### A. Material Preparation

As the basic polymer material was used Polyamide 12 (V-PTS-CREAMID 12-AMN 0 TLD\*M800/13 natur) produced in PTS Plastic-Technologie-Service. An ARBURG Allrounder 420C Advance Injection molding machine was used for sample preparation, with the processing conditions to comply with the PA12 producer's recommendations. Irradiation of tested PA12 polymer was performed with the kind help of BGS Germany, in the BGS Wiehl plant using accelerated electrons with a dosage range of 0 to 198kGy. The mechanical properties and the temperature stability of non-irradiated and irradiated PA12 were tested after irradiation.

### B. Used Methods for the Testing

Firstly, the mechanical properties were measured. Tensile test was carried out on tensile machine ZWICK 1456, according to standard CSN EN ISO 527-1, 527-2. Used rate: 50mm/min. Test data was processed by Test Expert Standard software and modulus (E [MPa]) and tensile stress ( $\sigma_t$  [MPa]) were determined. The hardness was measured using a HPE – D Berreiss hardness tester type, and the Shore D Method. The shape and the dimensions of the testing samples were in accord with the CSN 621431 standard. Corrosion under stress was measured according to standard ISO 22 088-3. Lastly, were measured the thermo-mechanical properties and the temperature stability. Perkin – Elmer Thermal Analyser TMA7 was used for the thermo-mechanical analysis; heated from 50°C to 400°C at 20°C/min, hold for 1 min at 50°C. The temperature stability was determined by visual observation in the temperature chamber.

## III. RESULTS AND DISCUSSION

The mechanical and temperature behaviour of polyamide 12 (PA12), before and after irradiation, was studied. For easier evaluation of the measured data, and the comparison of the irradiated polymer with a non-irradiated one, both real measured data and changes of measured properties were used

in graphs. The property of the non-irradiated polymer had the value of 100%, while others were expressed in % as the ratio of measured property of irradiated polymers to the same property of non-irradiated polymer.

### A. Tensile Test, Hardness and Corrosion under stress

Irradiation affects the mechanical properties of the PA12 studied at the ambient temperature for hardness and at 23°C and 80°C for tensile test. Corrosion under stress was studied also at ambient temperature.

#### 1) Tensile Strength and E-modulus

Irradiation affects the tensile strength of the PA12 studied at the ambient temperature (Fig. 2).

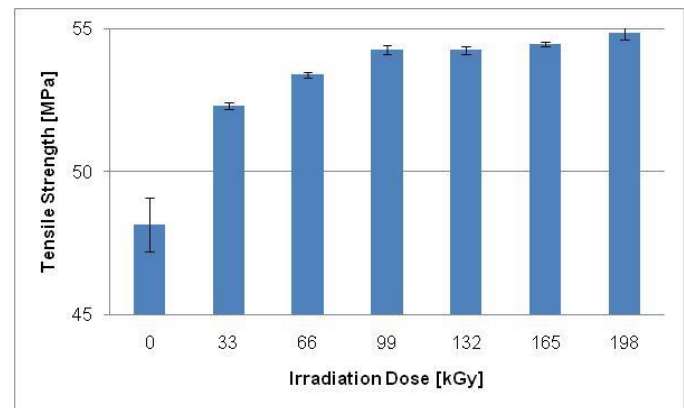


Fig. 2 PA12 Tensile Strength at the ambient temperature

At the ambient temperature tensile strength of irradiation PA12 with a dosage of 66kGy, was increased about 7 MPa compared to non-irradiated PA12.

Irradiation affects the tensile strength of the PA12 studied at 80°C (Fig. 3).

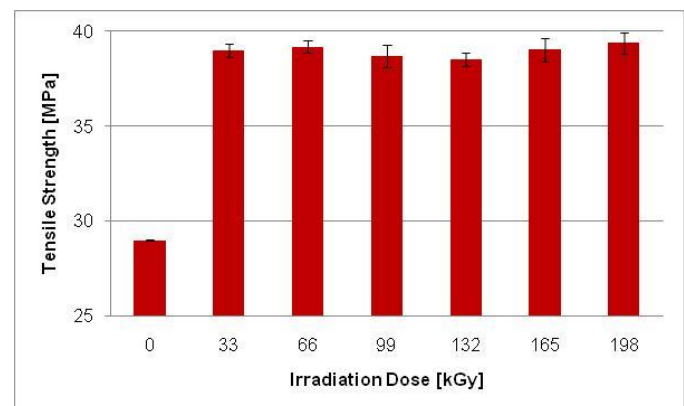


Fig. 3 PA12 Tensile Strength at 80°C

At 80°C tensile strength of irradiated PA12 specimens were increased about 10 MPa compared to non-irradiated PA12.

In the Fig. 4 it is possible to see comparison of PA12 tensile strength in percentage at the ambient temperature and 80°C.

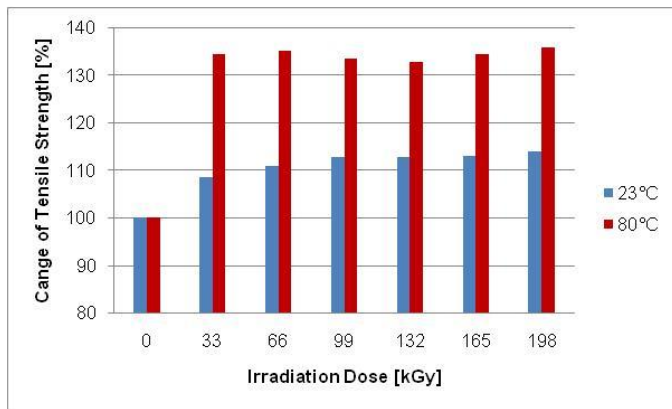


Fig. 4 PA12 Tensile Strength at 23°C and 80°C

The tensile strength rises about 12% after irradiation with a dosage of 198 kGy at 23°C but at 80°C the tensile strength rises by 35% after irradiation with a dosage of 66 kGy. From the point-of-view of its tensile strength a dosage of irradiation of 33 kGy would seem to be optimal (Fig. 4). Another rising of dosage has only small effect.

Irradiation affects the E-modulus of the PA12 studied at both the ambient (Fig. 5) and increased temperature.

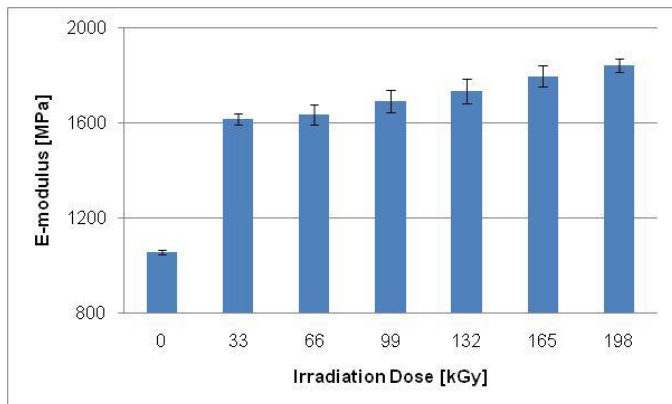


Fig. 5 PA12 E-modulus at the ambient temperature

At the ambient temperature PA12 E-modulus is increased sharply at 33kGy about 500MPa and then it is increased slightly along the irradiation doses.

Irradiation affects the E-modulus of the PA12 studied at 80°C (Fig. 6). Irradiated PA12 with the irradiation dose of 165kGy is increased about 100MPa compared to non-irradiated PA12.

In the Fig. 7 it is possible to see comparison of PA12 E-modulus in percentage at the ambient temperature and 80°C.

PA12 E-modulus at 23°C is increased about 75% for irradiated PA12 with a dosage of 198kGy. PA12 E-modulus at 80°C is increased about 30% for irradiated PA12 with a dosage of 165kGy.

From the point-of-view of its elastic modulus a dosage of irradiation of 198 kGy would seem to be optimal (Fig. 7).

But it is necessary to say that the changes of elastic modulus with the dosage between 33 to 198 kGy are very small.

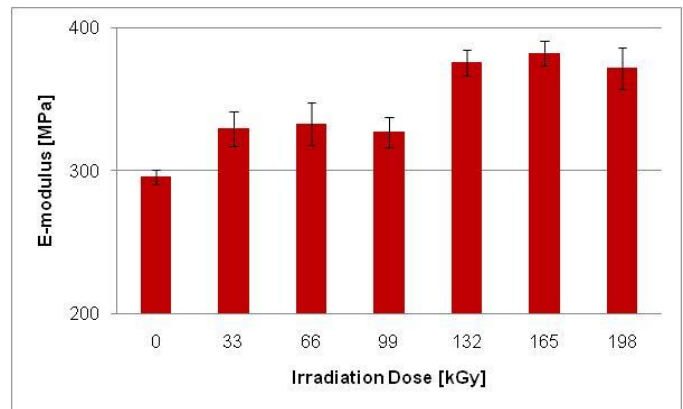


Fig. 6 PA12 E-modulus at 80°C

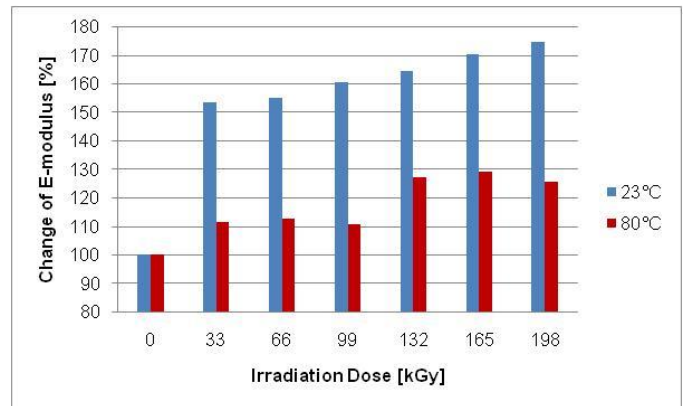


Fig. 7 PA12 E-modulus at 23°C and 80°C

## 2) Hardness

Irradiation affects the hardness of the PA12 studied at the ambient temperature (Fig. 8).

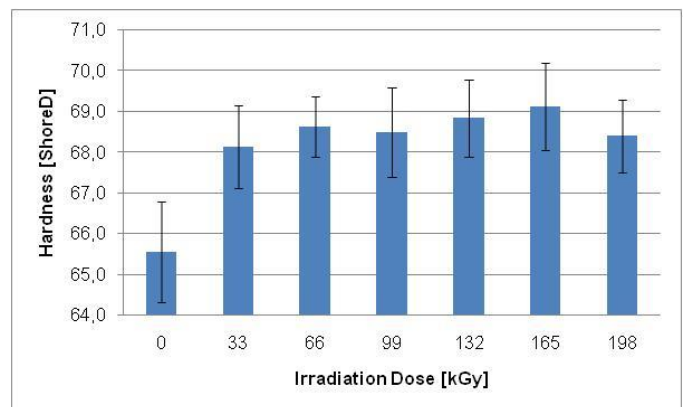


Fig. 8 PA12 Hardness at the ambient temperature

At the ambient temperature PA12 Shore D hardness is increased with the increase irradiation dose up to 165kGy. The Shore D hardness of irradiated PA12 is increased about 3,2 Shore D compared to non-irradiated PA12 at 165kGy.

In the Fig. 9 it is possible to see comparison of PA12 Shore D hardness in percentage at the ambient temperature.

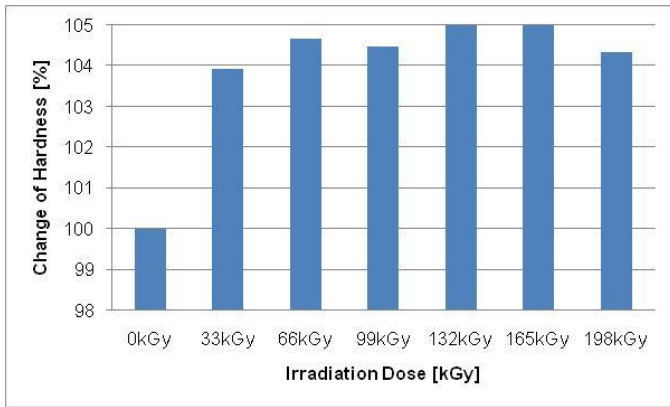


Fig. 9 Comparison of PA12 Hardness

No significant changes of hardness were found after the irradiation on the PA12 sample. A maximum increase of hardness (i.e. about 5%) was measured after the irradiation dosage of 132kGy. Higher doses of irradiation had no significant effect on the Shore D Hardness. From the point-of-view of its Shore D hardness a dosage of irradiation of 132 kGy would seem to be optimal (Fig. 9).

3) *Stress corrosion cracking*

For the measurement of stress corrosion cracking was used standard ISO 22 088-3. The measurement was performed at constant deformation; the radius of bending was 94 mm. The measurement of specimens was performed regularly every 24 hours.

Firstly non-irradiated and irradiated PA12 specimens were examined in the reference environment and then in the brake fluid environment (Fig. 10 – 17).



Fig. 10 Non-irradiated PA12 specimens placed in the reference environment

Tab. 1 Stress corrosion cracking in the reference environment

TIME [HOUR]	DESCRIPTION (REFERENCE ENVIRONMENT)	
	IRRADIATED SPECIMENS	NON-IRRADIATED SPECIMENS
0	CONTROL OF SPECIMENS – SPECIMENS WITHOUT CRACKS	CONTROL OF SPECIMENS – SPECIMENS WITHOUT CRACKS
24-144	NO CHANGES	NO CHANGES
168	ENDED OF TEST	ENDED OF TEST

Tab. 2 Stress corrosion cracking in the brake fluid environment

TIME [HOUR]	DESCRIPTION (BRAKE FLUID ENVIRONMENT)	
	IRRADIATED SPECIMENS	NON-IRRADIATED SPECIMENS
0	CONTROL OF SPECIMENS – SPECIMENS WITHOUT CRACKS	CONTROL OF SPECIMENS – SPECIMENS WITHOUT CRACKS
24-144	NO CHANGES	NO CHANGES
168	ENDED OF TEST	ENDED OF TEST



Fig. 12 Irradiated PA11 specimens placed in the reference environment



Fig. 12 Non-irradiated PA12 specimens placed in the brake fluid environment



Fig. 13 Irradiated PA12 specimens placed in the brake fluid environment




Fig. 14 Non-irradiated PA12 specimens placed in the reference environment after 168 hours



Fig. 15 Irradiated PA12 specimens placed in the reference environment after 168 hours



Fig. 16 Non-irradiated PA12 specimens placed in the brake fluid environment after 168 hours



Fig. 17 Irradiated PA12 specimens placed in the brake fluid environment after 168 hours

PA12 specimens were not cracked in the reference environment and in the brake fluid environment for whole time of test.

### B. Temperature Stability

The temperature stability of PA12 was measured. The temperature stability was evaluated by TMA measurement and by visual observation. The graphical depiction of TMA results and description of a test record of the temperature stability inside a temperature chamber are numerically and colorfully distinguished according to the dose of radiation. Specimens are numbered from 1 to 7 according to dose of irradiation (number 1 means non-irradiated polymer – 0kGy, number 7 the specimen with the highest dose – 198kGy).

#### 1) Thermo-mechanical analysis

Irradiation affects the thermo-mechanical properties of the studied PA11 (Fig. 18).

Non-irradiated PA12 is melted at the temperature 190°C.

Irradiated PA12 specimens have not lost the temperature stability up to 350°C (Fig. 18). Irradiated PA12 specimens evince the significant improvement of temperature stability.

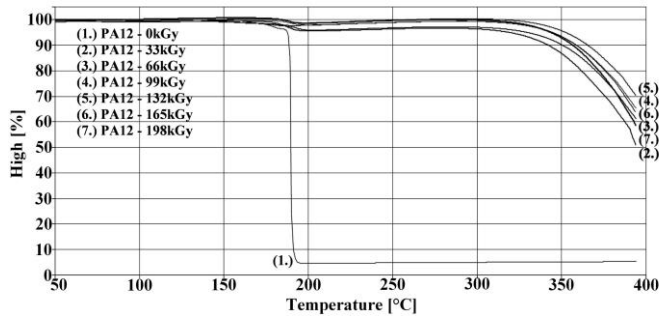


Fig. 18 Thermo-mechanical Analysis of PA12

2) Visual Observation of PA12 in the Temperature Chamber

The visual observation of sample behaviour at 150°C is given on Fig. 19. Specimens are fitted horizontally in the temperature chamber and loaded by the bending moment both from its own weight and the weight on the end of specimen. Specimens are not deformed. The surface quality and the colour of polymer is the same like before the exam.




Fig. 19 PA12 specimen deformation at 150°C

The visual observation of sample behaviour at 180°C is given on Fig. 20. Not irradiated sample is melted while the irradiated stay without changes.




Fig. 20 PA12 specimen deformation at 180°C

The visual observation of sample behavior at 200°C is given on Fig. 21. At 200°C the specimen from non-irradiated PA12

is totally destroyed while the polymer irradiated by the dose of 198kGy keeps its cross-section without changes, there is only deformation by its own weight. The surface quality of polymer is the same like before the exam.




Fig. 21 PA12 specimen deformation at 200°C

The visual observation of sample behavior at 220°C is given on Fig. 22. At 220°C the non-irradiated PA12 specimen is totally melted while the polymer irradiated by the dose of 198kGy keeps its cross-section without changes, there is only deformation by its own weight. The surface quality and the colour of polymer start to deteriorate.




Fig. 22 PA12 specimen deformation at 220°C




Fig. 23 PA12 specimen deformation at 250°C

The visual observation of sample behavior at 250°C is given on Fig. 23. Specimen deformation is decreasing with increasing dose of radiation at elevated temperature. At 250°C the specimen from not irradiated PA12 is totally melted while

the polymer irradiated by the dose of 198kGy keeps its cross-section without changes, there is only deformation by its own weight. The surface quality worsens and the colour of polymer specimen change due to thermo-oxidation.

The temperature stability of polymers is very low in comparison with other construction materials. Experiments done in this project showed that irradiation cross-linking markedly affected the temperature stability of the PA12 studied. The higher the irradiation dosage, the better is the temperature stability of studied polymers. The tested specimen remained without dimensional changes at 180°C, after irradiation with a dosage of more than 33 kGy. The same specimen, at temperatures higher than 220°C, creates colour changes due to thermal oxidation - but its dimension/cross-section remains without change. Its better temperature stability makes possible to use this polymer - even at service temperatures higher than its former melting point.

#### IV. CONCLUSION

Plastics are by far the largest group of polymeric materials being processed by electron beam irradiation. Cross-linking of polyolefins, PVC, polyesters, polyurethanes, polyamides, fluoropolymers and fiber-reinforced composites are a common practice. Radiation cross-linking of polyamides requires considerably less overall energy and space, and is faster, more efficient and more environmentally acceptable. The disadvantage of electron beam cross-linking is a more or less nonuniform dose distribution. This can happen, particularly in thicker objects, due to intrinsic dose-depth profiles of electron beams. Another problem can be a nonuniformity of rotation of cylindrical objects as they traverse a scanned electron beam. However, the mechanical properties often depend on the mean cross-link density. [1]

As can be seen from the tests results, the irradiation cross-linking improves the PA12 mechanical properties. The improvement is more considerable in case of higher temperature (80 °C), as a consequence of creation of cross-link (during irradiation cross-linking) resulting in protraction of macromolecular chain, which is thus more flexible during thermal load than individual shorter macromolecular chains.

Irradiation improves the thermal properties of polymer. Tested polymer (PA12) shows better temperature stability after irradiation. Irradiation significantly extends the application area of polymers. The service temperature can be higher than the melting point of not irradiated polymers.

The results of the measurements of PA12 after irradiation showed significant changes of its mechanical and thermo-mechanical properties. The tensile strength rises by 35%, after irradiation with a dosage of 66 kGy at the temperature 23°C and at the temperature 80°C the tensile strength rises by 12%, after irradiation with a dosage of 198kGy. The E-modulus rises by 75%, after irradiation with a dosage of 198 kGy at the temperature 23°C and at the temperature 80°C the tensile strength rises by 30%, after irradiation with a dosage of 165kGy. A very important point is the improvement of the

PA12 specimens' temperature stability, after irradiation. The tested polymer, when irradiated by a dosage of 198 kGy showed no dimensional changes - even at a temperature of 220°C. This significantly moves the application possibilities of the PA12 specimens we tested to an area with service temperatures much higher than their former melting-point. The measurements of hardness showed that irradiation also partly affects the PA12 hardness. Irradiation is also a method which reduces the creep behaviour of the studied polymer. The resistance to creep of cross-linked PA12 specimens increase with the irradiation dose.

#### ACKNOWLEDGMENT

This paper is supported by the internal grant of TBU in Zlin No. IGA/FT/2013/020 funded from the resources of specific university research and by the European Regional Development Fund under the project CEBIA-Tech No. CZ.1.05/2.1.00/03.0089.

#### REFERENCES

- [1] Drobny, J.G., *Radiation Technology for Polymers*, Boca Raton: CRC Press, 2003, ISBN 1-58716-108-7.
- [2] BGS – Beta Gama Service. [online]. www: <<http://bgs.eu>>
- [3] Brocka, Z., *Werkstoff- und Einsatzpotential strahlenvernetzter Thermoplaste*, Lehrstuhl für Kunststofftechnik (LKT), Nürnberg, 2008.
- [4] Woods, R. J., *Applied radiation chemistry: radiation processing*, A Wiley-Interscience publication, New York, 1994, ISBN 0-471-54452-3.
- [5] Drobny, J.G., *Handbook of Thermoplastic Elastomers*, William Andrew Publishing, Norwich, NY, 2007, ISBN: 978-0-8155-1549-4
- [6] Manas, M., Stanek, M., Manas, D. at all: *Temperature stability of irradiated polymers*. *Chemicke listy*, 105(S), p254-256, ISSN 0009-2770.
- [7] Holik, Z., Danek, M., Manas, M., at all: *Effect of irradiation cross-linking on mechanical properties of selected types of polymer*. *Chemicke listy*, 105(S), p269-271, ISSN 0009-2770.
- [8] Z. Holik, M. Danek, M. Manas, J. Cerny, "The Influence of Cross-linking Agent on Mechanical Properties of Polyamide Modified by Irradiation Cross-linking", in *Proc. 13th WSEAS International Conference on Automatic Control, Modelling & Simulation*, Lanzarote, Spain, 2011, pp.222-225.
- [9] Z. Holik, K. Kyas, M. Krupal, J. Cerny, M. Danek, "Improvement of Polypropylene Properties", *21st International DAAAM Symposium*, 2010, Zadar, Croatia, p. 1191-1192.
- [10] M. Manas et al., *Improvement of Mechanical Properties of the TPE by Irradiation*, *Chemicke Listy*, Vol.105, 2011, pp. 828-829.
- [11] D. Mañas, M. Mañas, M. Stanek, T. Drga, *Influence of Radiation on Polymer Properties*, *Chemicke listy*, Vol. 101, 2007, pp. 27-28.
- [12] M. Manas et al., *Modification of Polyamides Properties by Irradiation*, *Chemicke Listy*, Vol.103, 2009, pp. 24-26.
- [13]
- [14] H. Vaskova, V. Kresalek, „Raman Spectroscopy of Epoxy Resin Crosslinking“, in *Proc. 13th WSEAS International Conference on Automatic Control, Modelling & Simulation*, Lanzarote, Canary Islands 2011, p.357-360.

- [15] D. Manas et al., *Thermal Effects on Steels at Different Methods of Separation*, Chemicke Listy, Vol.105, 2011, pp. 713-715.
- [16] D. Manas et al., *Influence of Mechanical Properties on Wear of Heavily Stressed Rubber Parts*, KGK – Kautschuk Gummi Kunststoffe, Vol.62, 2009, pp. 240-245.
- [17] D. Manas et al., *Wear of Multipurpose Tire Treads*, Chemicke Listy, Vol.103, 2009, pp. 72-74.
- [18] D. Manas, M. Stanek, M. Manas, "Workability and Wear of Rubber Parts", Chapter 54 in DAAAM International Scientific Book 2007, Published by DAAAM International, DAAAM International, Vienna, Austria, p.611-626
- [19] M. Stanek et al., Optimization of Injection molding process, *International Journal of Mathematics and Computers in Simulation*, Vol.5, 2011, pp. 413-421.
- [20] M. Stanek et al., Simulation of Injection Molding Process by Cadmould Rubber, *International Journal of Mathematics and Computers in Simulation*, Vol.5, 2011, pp. 422-429.
- [21] M. Stanek et al., *Influence of Surface Roughness on Fluidity of Thermoplastics Materials*, Chemicke Listy, Vol.103, 2009, pp. 91-95.
- [22] M. Stanek et al., *Plastics Parts Design Supported by Reverse Engineering and Rapid Prototyping*, Chemicke Listy, Vol.103, 2009, pp. 88-91.
- [23] M. Stanek, D. Manas, M. Manas, J. Javorik, "Simulation of Injection Molding Process," in *Proc. 13th WSEAS International Conference on Automatic Control, Modelling & Simulation*, p.231-234.
- [24] M. Stanek, D. Manas, M. Manas, O. Suba, "Optimization of Injection Molding Process by MPX," in *Proc. 13th WSEAS International Conference on Automatic Control, Modelling & Simulation*, p.212-216.
- [25] MIZERA, A. – MANAS, M. – HOLIK, Z. – MANAS, D. – STANEK, M. – CERNY, J. – BEDNARIK, M. – OVSIK, M.: Properties of HDPE after Radiation Cross-linking, *International Journal of Mathematics and Computers in Simulation – Issue 6, Volume 6*, ISSN 1998-0159, pp. 584-591, 2012
- [26] S. Sanda et al., *Injection Mold Cooling System by DMLS*, Chemicke Listy, Vol.103, 2009, pp. 140-142.
- [27] S. Sanda et al., *Gate Effect on Quality of Injected Part*, Chemicke Listy, Vol.105, 2011, pp. 301-303.
- [28] V. Pata et al., *Visualization of the Wear Test of Rubber Materials*, Chemicke Listy, Vol.105, 2011, pp. 290-292.
- [29] V. Pata et al., *Visualization of the Wear Test of Rubber Materials*, Chemicke Listy, Vol.105, 2011, pp. 290-292.
- [30] K. Kyas, M. Stanek, Manas, M. Stanek, M. Krumal, Z. Holik, *Simulation of rubber injection holding process*, 2011, Chemicke listy, Volume 105, Issue 15, pp. S354-S356
- [31] Ovsik, M. – Manas, D. – Stanek, M. – Manas, M. – Cerny, J. – Bednarik, M. – Mizera, A.: Microhardness of Modified Thermoplastics, *Annals of DAAAM for 2011 & Proceedings of the 22nd International DAAAM Symposium, 23-26th November 2011, Vienna, Austria*, ISSN 1726-9679, ISBN 978-3-901509-83-4, p. 1187-1188, Published by DAAAM International Vienna, Vienna
- [32] Navtatil, J. – Stanek, M. – Manas, M. – Manas, D. – Bednarik, M. – Mizera, A.: Utilization of DMLS in Injection Mold Design, *Annals of DAAAM for 2011 & Proceedings of the 22nd International DAAAM Symposium, 23-26th November 2011, Vienna, Austria*, ISSN 1726-9679, ISBN 978-3-901509-83-4, p. 1507-1508, Published by DAAAM International Vienna, Vienna
- [33] MIZERA, A. – MANAS, M. – HOLIK, Z. – MANAS, D. – STANEK, M. – CERNY, J. – BEDNARIK, M. – OVSIK, M.: Properties of Selected Polymers after Radiation Cross-linking, *International Journal of Mathematics and Computers in Simulation – Issue 6, Volume 6*, ISSN 1998-0159, pp. 592-599, 2012
- [34] MIZERA, A., MAÑAS, M., HOLÍK, Z., DANĚK, M. Teplotní odolnost radiačně síťovaných polymerů *8th ITC – Tools 2011 = VIII. ITC 2011 – Nástroje 2011* [CD-ROM]. Zlín : FT UTB ve Zlíně. Ústav výrobního inženýrství, 2011 [cit. 2011 -07-14]. Adresář: ITC2011\ITC2011\_31.pdf. ISBN 978-80-7454-026-4.
- [35] HOLÍK, Z. - MAÑAS, M. - DANĚK, M. - MACOUREK, J. :Improvement of Mechanical and Thermomechanical Properties of Polyethylene by Irradiation Crosslinking. *Chemické listy. Volume 103, 2009, s.60-63, ISSN 0009-2770 (IF: 0,593 MF: 1,256)*
- [36] *PTS - Plastic Technology Service* [online]. 2009 [cit. 2009-12-22]. Dostupný z WWW: <<http://www.pts-marketing.de/>>
- [37] MIZERA, A. – MANAS, M. – MANAS, D. – STANEK, M. – CERNY, J. – BEDNARIK, M. – OVSIK, M.: Modification of Polymer Properties by Irradiation – Properties of HDPE after Radiation Cross-linking, *Recent Researches in Circuits and Systems – Proceedings of the 16th WSEAS International Conference on Circuits/Systems*, 14 – 17th July 2012, Kos Island, Greece, ISSN 1790-5117, ISBN 978-1-61804-108-1, Balas, V. and Koksals, M. (Ed.), pp. 299-302, Published by WSEAS Press, Kos Island, Greece, EU, 2012
- [38] MIZERA, A. – MANAS, M. – MANAS, D. – STANEK, M. – CERNY, J. – BEDNARIK, M. – OVSIK, M.: Properties of Polymers after Radiation Cross-linking, *Recent Researches in Circuits and Systems – Proceedings of the 16th WSEAS International Conference on Circuits/Systems*, 14 – 17th July 2012, Kos Island, Greece, ISSN 1790-5117, ISBN 978-1-61804-108-1, Balas, V. and Koksals, M. (Ed.), pp. 303-306, Published by WSEAS Press, Kos Island, Greece, EU, 2012
- [39] J. Javorik, M. Stanek, "The Numerical Simulation of the Rubber Diaphragm Behavior," in *Proc. 13th WSEAS International Conference on Automatic Control, Modelling & Simulation*, Lanzarote, Spain, 2011, pp. 117-120.
- [40] J. Javorik, D. Manas, "The Specimen Optimization for the Equibiaxial Test of Elastomers," in *Proc. 13th WSEAS International Conference on Automatic Control, Modelling & Simulation*, Lanzarote, Spain, 2011, pp. 121-124.
- [41] CERNY, J. – MANAS, D. – HOLIK, Z. – OVSIK, M. – BEDNARIK, M. – MIZERA, A. – STANEK, M. – MANAS, M.: Wear of Heavy Industry Tires, *International Journal of Mathematics and Computers in Simulation – Issue 1, Volume 7*, ISSN 1998-0159, pp. 9-16, 2013
- [42] CERNY, J. – MANAS, D. – HOLIK, Z. – OVSIK, M. – BEDNARIK, M. – MIZERA, A. – MANAS, M. – STANEK, M.: Methods of Design of Ergonomics Parts, *International Journal of Mathematics and Computers in Simulation – Issue 1, Volume 7*, ISSN 1998-0159, pp. 17-24, 2013
- [43] MIZERA, A. – MANAS, M. – HOLIK, Z. – MANAS, D. – STANEK, M. – CERNY, J. – BEDNARIK, M. – OVSIK, M.: Properties of HDPE after Radiation Cross-linking, *International Journal of Mathematics and Computers in Simulation – Issue 6, Volume 6*, ISSN 1998-0159, pp. 584-591, 2012
- [44] MIZERA, A. – MANAS, M. – HOLIK, Z. – MANAS, D. – STANEK, M. – CERNY, J. – BEDNARIK, M. – OVSIK, M.: Properties of Selected Polymers after Radiation Cross-linking, *International Journal of Mathematics and Computers in Simulation – Issue 6, Volume 6*, ISSN 1998-0159, pp. 592-599, 2012