

# Meaning of Existence of Hot Gas Layer for Determination of the Fire Plume Centreline Temperature

M.Sc. Jiří POKORNÝ, Ph.D.,  
 Assoc. Prof. M.Sc. Karel FRYDRÝŠEK, Ph.D., ING-PAED IGIP,  
 prof. M.Sc. Horst GONDEK, DrSc.

**Abstract** – As fire develops Fire Plume occurs. The temperature characteristics of Fire Plume are described as average, axial or in the radial distance from the centerline. Common methods used for the determination of axial temperature of Fire Plume assume standard conditions of the surroundings and do not take into account the existence of an accumulated layer of hot gases below the ceiling structure that is characteristic for fires in closed premises, though. The contribution evaluates the meaning of existence of hot gas layer for the determination of Fire Plume centreline temperature. It assesses relative variability of temperatures determined by commonly applied methods which do not take the effect of a hot gas layer into account, and by a method that takes the existence of hot gas layer into account. From the assessment it is ensued that the existence of hot gas layer does play a crucial role in the determination of Fire Plume axial temperature.

**Keywords** – Fire, Fire Plume, temperature, gas layer, computational methods.

## I. INTRODUCTION

During the development of a fire, amongst other things, burnt gases form. A characteristic accompanying then phenomenon of fire, especially in an enclosed space in the phase of its development, is Fire Plume. For various reasons, the subject of concern may be the determination of an incipient smoke temperature. From the point of view of the methods used and the extent of the details, the temperature analysis of smoke and Fire Plumes may be quite variable. The computational methods may be classified as shown in Fig. 1, see reference [1] and [2]. The smoke temperature analysis is carried out for the following reasons, in particular:

- design of a smoke and heat exhaust device,
- assessment of temperature effects on evacuated people,
- assessment of temperature effects on building constructions,

M.Sc. Jiří POKORNÝ, Ph.D., Fire Rescue Brigade of the Moravian-Silesian Region, Výškovická 40, 700 30 Ostrava - Zábřeh, Czech Republic (e-mail: jiri.pokorny@hzsmk.cz).

Assoc. Prof. M.Sc. Karel FRYDRÝŠEK, Ph.D., ING-PAED IGIP, Department of Mechanics of Materials, Faculty of Mechanical Engineering, VŠB – Technical University of Ostrava, 17. listopadu 15/2172, 708 33 Ostrava, Czech Republic (e-mail: karel.frydrysek@vsb.cz).

prof. M.Sc. Horst GONDEK, DrSc., Department of Productions Machines and Design, Faculty of Mechanical Engineering, VŠB – Technical University of Ostrava, 17. listopadu 15/2172, 708 33 Ostrava, Czech Republic (e-mail: horst.gondek@vsb.cz).

- assessment of temperature effects on stored materials,
- assessment of temperature effects on rescue crews.

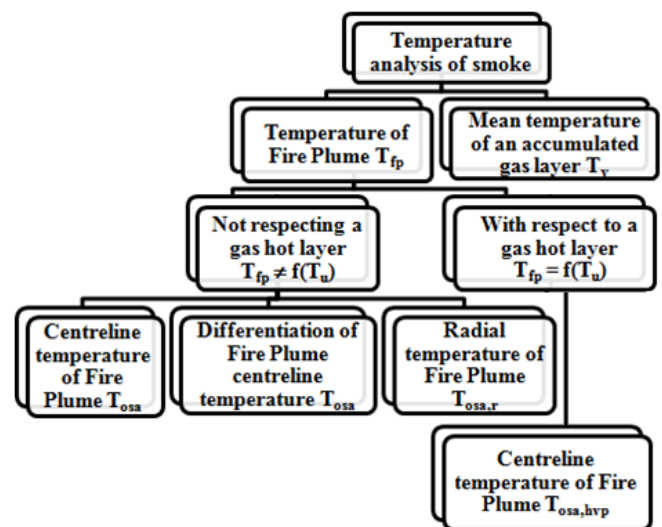


Fig. 1 Smoke temperature analysis

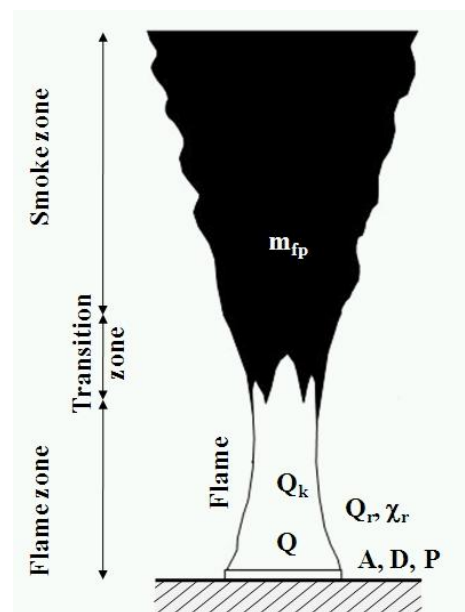


Fig. 2a Fire Plume zonation and description of temperature characteristics in the presence of a gas hot layer

Figure 2a and b show the zoning of Fire Plumes and a schematic representation of temperature characteristics with respect to a hot gas layer. Further on, attention will be predominantly focused on the presentation of a Fire Plume centreline temperature determination method and a simultaneous consideration of the hot gas layer. The method of determination of the centreline and radial temperatures of Fire Plumes not relating to a hot gas layer will be mentioned only marginally, namely for the purposes of comparison of the computational methods.

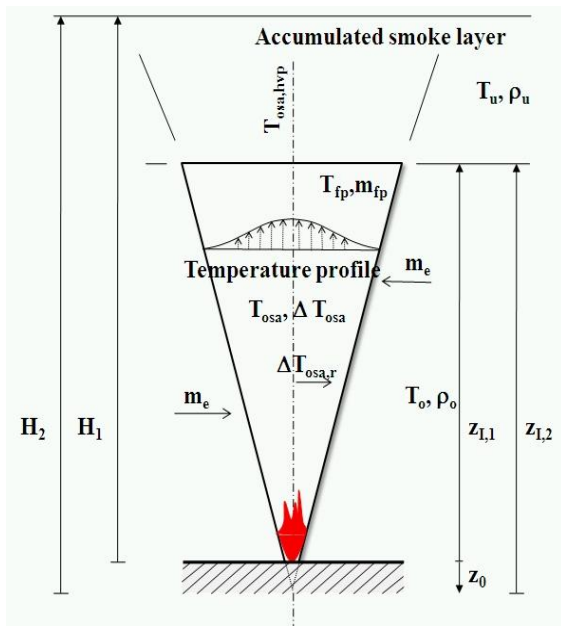


Fig. 2b Fire Plume zoning and description of temperature characteristics in the presence of a gas hot layer

Legenda for Fig. 2:

- $m_e$  mass of air entrainment ( $\text{kg} \times \text{s}^{-1}$ ),
- $m_{fp}$  mass of gases in Fire Plume ( $\text{kg} \times \text{s}^{-1}$ ),
- $z_{l,1}$  distance between the inflammable material surface and layer boundary (m),
- $z_{l,2}$  distance from the Fire Plume virtual start to the layer boundary (m),
- $z_0$  Fire Plume virtual start (m),
- $A$  fire region ( $\text{m}^2$ ),
- $D$  fire diameter (m),
- $H_1$  height between the inflammable material surface and the ceiling (m),
- $H_2$  height from the Fire Plume virtual start to the ceiling (m),
- $P$  fire perimeter (m),
- $Q$  heat flux (kW),
- $Q_k$  heat flux shared by convection (kW),
- $Q_r$  heat flux shared by radiation (kW),
- $T_{fp}$  Fire Plume temperature (K),
- $T_o$  temperature of the surroundings (K),
- $T_{osa}$  Fire Plume centreline temperature (K),
- $T_{osa,hvp}$  Fire Plume centreline temperature at a gas hot layer action (K),
- $T_u$  gas hot layer temperature (K),
- $\Delta T_{osa}$  temperature increase in the Fire Plume centreline (K),

- $\Delta T_{osa,r}$  temperature increase in Fire Plume in the radial distance from the centreline (K),
- $\chi_r$  radiation fraction (1),
- $\rho_o$  ambient air density ( $\text{kg} \times \text{m}^{-3}$ ),
- $\rho_u$  gas hot layer density ( $\text{kg} \times \text{m}^{-3}$ ).

In the chapters below it is expected the reader is acquainted with the usual description of developing fire dynamics, classification into the so-called characteristic types of fire (slow, moderate, fast and very fast), basic zoning of Fire Plumes (flame zone, transition zone and smoke zone) and the significance of the virtual start of a Fire Plume.

## II. CENTRELINE AND RADIAL TEMPERATURES OF FIRE PLUME NOT RESPECTING A GAS HOT LAYER

One of the most important temperatures characterizing the development of a Fire Plume is the centreline temperature. The derivation of equations for the centreline temperature determination is accompanied by a number of theoretical and experimental works [3]. To determine the proportion of  $\Delta T_{osa}/T_o$  the following equation was derived

$$\frac{\Delta T_{osa}}{T_o} = \frac{5}{6} \left( \frac{9 \pi^2 \alpha^4}{10} \right)^{-\frac{1}{3}} g^{-\frac{1}{3}} (c_p \rho_o T_o)^{-\frac{2}{3}} Q_k^{\frac{2}{3}} z^{-\frac{5}{3}} \quad (1)$$

where:

- $\pi$  Ludolph number (3.1415927),
- $\alpha$  coefficient of air entrainment into Fire Plume (1),
- $g$  gravity acceleration ( $\text{m} \times \text{s}^{-2}$ ),
- $c_p$  gas specific heat capacity ( $\text{kJ} \times \text{kg}^{-1} \times \text{K}^{-1}$ ),
- $z$  height above the inflammable material surface (m).

Experimentally, to determine the centreline temperature of Fire Plumes Heskestad<sup>1</sup> derived the equation below [3], [4]

$$\Delta T_{osa} = \alpha \left( \frac{T_o}{g c_p^2 \rho_o^2} \right)^{1/3} Q_k^{2/3} (z - z_0)^{-5/3} \quad (2)$$

An acceptable coefficient value of air entrainment  $\alpha$  in equation (1) may be considered the value of 0.0964 and value of 9.1 in equation (2). Providing normal conditions of the surroundings<sup>2</sup> the equation (2) may be modified to

$$\Delta T_{osa} = 25 \frac{Q_k^{2/3}}{(z - z_0)^{5/3}} \quad (3)$$

<sup>1</sup> The equation derived by Heskestad ranks among the best known equations to determine the centreline temperature of Fire Plume. However, it is not the only computational method. There are numerous methods to determine the centreline temperature of Fire Plume by various authors.

<sup>2</sup> Under normal conditions of the surroundings the temperature of the surroundings is considered  $T_o = 293.15 \text{ K}$ , ambient air density  $\rho_o = 1.2 \text{ kg} \times \text{m}^{-3}$  and specific heat capacity of air  $c_p = 1.005 \text{ kJ} \times \text{kg}^{-1} \times \text{K}^{-1}$ .

It must be pointed out that in the vicinity of the flame zone and transition zone the temperatures of Fire Plume determined by equations (2) and (3) may demonstrate unrealistically low values. A more detailed analysis of the issue is not the subject of the paper. A profile of Fire Plume temperature changes may be characterized by a Gaussian model [3]

$$\Delta T_{osa,r} = \Delta T_{osa} e^{-\left(\frac{r}{\sigma_{\Delta T_{osa}}}\right)^2} \tag{4}$$

where:  
 $r$  radial distance from the Fire Plume centreline (m),  
 $\sigma_{\Delta T_{osa}}$  radial distance of Fire Plume from the centreline to a point where  $\Delta T = e^{-1}\Delta T_{osa}$  (m).

For the equation (4) a sufficiently credible justification is not available. However, mainly due to a lack of other solution methods it is used to determine a change in the temperature profile and the results are considered relevant. Figure 3 shows temperature profiles of a Fire Plume. The temperatures are determined for heights of 3, 6, 9 and 12 m above the surface of inflammable materials, medium development of fire defined by a dynamic constant of its development of  $300 \text{ s} \times \text{MW}^{1/2}$ , fire duration of 900 s, convective ratio of liberated heat flux of 80%  $Q$ , heat flux density of  $250 \text{ kW} \times \text{m}^{-2}$  and normal conditions of the surroundings. Section temperatures were determined making use of equations (2) and (4).

Figure 3 implies that Fire Plume profiles have a typical cylindrical character which is approximately identical in all its heights as for its shape. A drop in the temperature towards its margins slows down along with a rise in height.

Figure 4 depicts comparison of temperature increase in the Fire Plume centerline and temperature increase in the radial distance. The illustrative picture was processed for medium development of fire, high above the surface of flammable materials  $z = 3, 6, 9$  and  $12 \text{ m}$ , convective ration of heat flow 80%  $Q$ , heat flow density  $250 \text{ kW} \times \text{m}^{-2}$  and standard ambient conditions. The figure depicts increase in the Fire Plume centerline temperature and temperature increase in the radial distance of  $0.5 \times \text{m}$ .

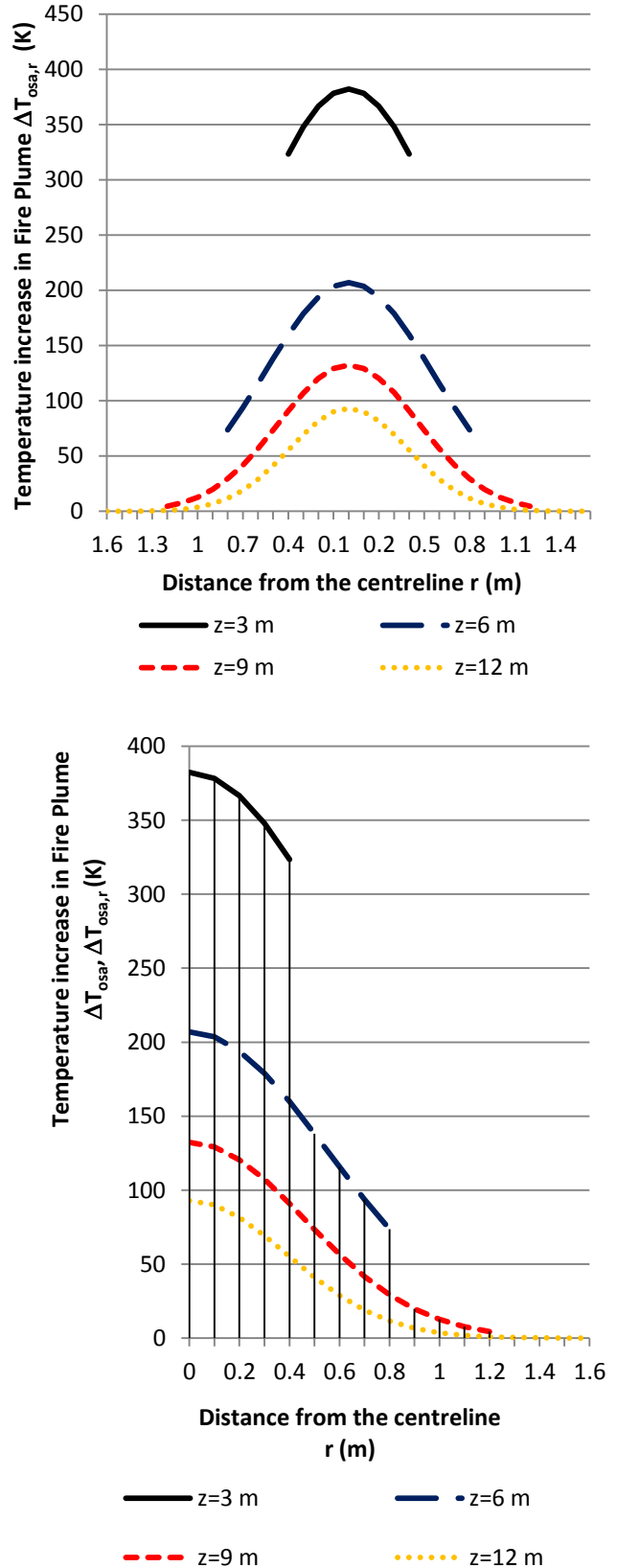


Fig. 3 Temperature profile of Fire Plume for medium development of fire

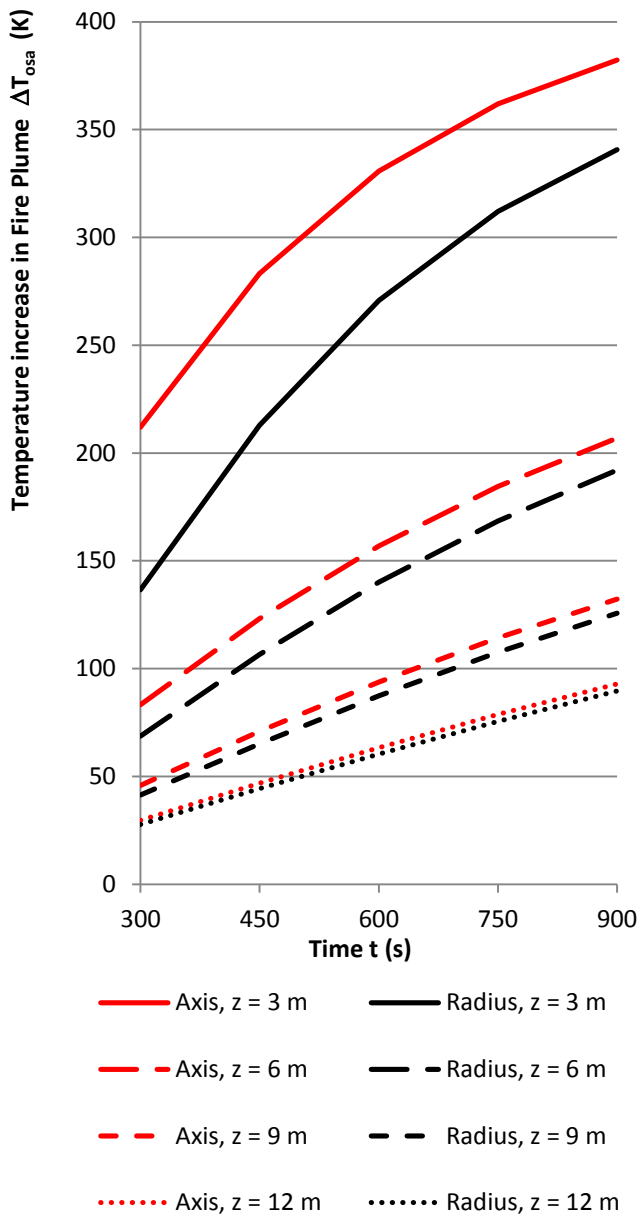


Fig. 4 Increase in Fire Plume centreline and radial temperatures

Fig. 4 indicates correct results of equations presented earlier. However, more detailed analyses indicate that the equation used for determination of temperature increase in Fire Plume centreline in radial distance can be perceived as referential only.

### III. CENTRELINE TEMPERATURE OF FIRE PLUME WITH RESPECT TO A HOT GAS LAYER

The significance of the hot gas layer's action on the temperature of a Fire Plume was subjected to experimental research [5], [6]. A series of experiments were primarily carried out in Barbers Point in Hawaii and Keflavik in Iceland. Experiments were carried out in the enclosed premises of a hangar. During the experiments the Fire Plume temperature was measured using a system of

thermocouples placed below the ceiling construction for heat outputs in the range from 1.4 to 33 MW. The experiments served as a basis to make theoretical relations to handle the Fire Plume centreline temperature as an action of a hot gas layer. The equations (1) and related, presented methods to determine an increase in the centreline temperature of a Fire Plume  $\Delta T_{osa}$ , or temperature of the centreline in the radial distance, in dependence on liberated heat flux  $Q$ , or its convective section  $Q_k$ , height above the fuel surface  $z$ , virtual start of Fire Plume  $z_0$  and conditions of the surroundings. However, along with a developing fire there is a gradual formation of a layer of hot gases below the ceiling construction. When a Fire Plume penetrates through the hot gas layer its overall and centreline temperatures are affected as a result of changes in the surrounding conditions. In the shaping Fire Plume gas entrainment occurs, which has a higher temperature than the ambient temperature and thus the fall in temperature slows down along with a rise in the distance above the inflammable material surface.

Mathematically, the temperature dependence of the Fire Plume centreline with respect to the presence of a hot layer may be determined by making use of the equations below. The substance of the calculation is based on the determination of the distance of the Fire Plume virtual start from the layer boundary  $z_{l,2}$ , distance between the surface of inflammable materials and the layer boundary  $z_{l,1}$  and corrected heat flux  $Q_2$ . Auxiliary calculation values are dimensionless values of fire intensity  $Q_{l,1}^*$  and  $Q_{l,2}^*$ . The temperature of Fire Plume centreline considering a gas hot layer may be expressed by an equation below

$$T_{osa,hvp} = T_u + 25.5 \frac{\left( (1 - \chi_r) Q_2 \right)^{2/3}}{H_2^{5/3}} \quad (5)$$

where:

$T_{osa,hvp}$  Fire Plume centreline temperature at a gas hot layer action (K),  
 $Q_2$  corrected heat flux (kW).

Corrected heat flux may be determined by an equation as follows

$$Q_2 = Q_{l,2}^* \rho_u c_p T_u g^{1/2} z_{l,2}^{5/2} \quad (6)$$

where:

$Q_{l,2}^*$  dimensionless value of fire intensity (1).

The distance of the Fire Plume virtual start to the ceiling can be expressed by a relation

$$H_2 = H_1 - z_{l,1} + z_{l,2}. \quad (7)$$

The value  $z_{l,2}$  may be determined by an equation

$$z_{l,2} = z_{l,1} \left[ \frac{\xi C_T Q_{l,1}^*}{Q_{l,2}^{* \frac{1}{3}} \left[ (\xi-1) (\beta^2+1) + \xi C_T Q_{l,2}^{* \frac{2}{3}} \right]} \right]^{\frac{2}{5}} \quad (8)$$

where:  
 $\xi$  temperature ratio of the upper and lower layers (1)  
 $C_T$  constant; 9.115 (1)  
 $Q_{l,1}^*$  dimensionless value of fire intensity (1)  
 $\beta$  constant speed from the temperature ratio of a half of the Gaussian profile width; 0.913 (1)

The value of heat flux  $Q_{l,2}^*$  can be specified by an equation

$$Q_{l,2}^* = \left[ \frac{1 + C_T Q_{l,1}^{* \frac{2}{3}}}{C_T \xi} - \frac{1}{C_T} \right]^{3/2} \quad (9)$$

The value of heat flux  $Q_{l,1}^*$  can be determined by an equation

$$Q_{l,1}^* = \frac{Q}{\rho_o c_p T_o g^{1/2} z_{l,1}^{5/2}} \quad (10)$$

where:  
 $Q$  heat flux (kW).

The centreline temperatures of a Fire Plume  $T_{osa}$  not relating to and with relating to the hot gas layer are in Fig. 5. The temperatures were set for a heat flux of 1000 to 5000 kW, temperatures of a hot gas layer from 300 to 1000 K, a distance between the inflammable material surface and the ceiling of 4 m, a distance between the inflammable material surface and layer boundary of 2 m, convective ratio of liberated heat flux of 80%  $Q$  and normal conditions of the surroundings. It is apparent from Fig. 5 that the existence and parameters of a hot gas layer have a decisive influence on the Fire Plume centreline temperature. Along with a rise in temperature of the hot gas layer  $T_u$  there is also an increase in the centreline temperature of a Fire Plume  $T_{osa,hvp}$ . At gas layer temperatures of 1000 K the Fire Plume centreline temperature considering this hot layer  $T_{osa,hvp}$  is approximately double, in contrast to the Fire Plume centreline temperature not relating to it  $T_{osa}$ .

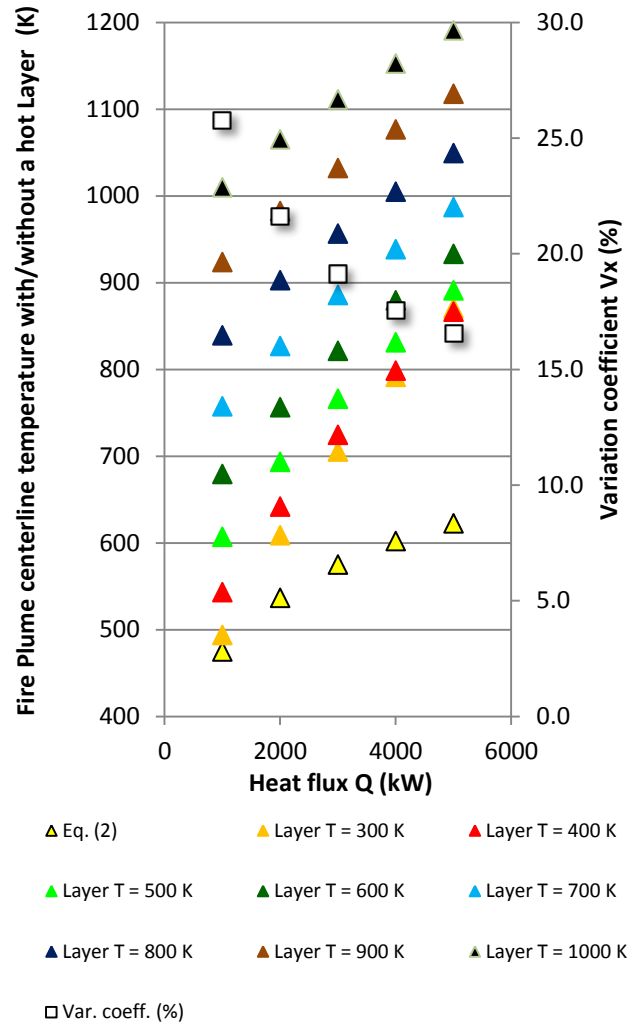


Fig. 5 Fire Plume centreline temperature with/without respect to a gas hot layer

A suitable statistic parametre of compared values is a variation coefficient expressed by equation:

$$V_x = \frac{100 s_x}{\bar{x}}, \quad (11)$$

where  
 $V_x$  variation coefficient (%)  
 $s_x$  nominal deviation (1)  
 $\bar{x}$  arithmetic average (1)

The variation coefficient represents a relative variability rate which expresses the difference between monitored values. Undoubtedly, the relation of variation coefficient  $V_x$  for individual values of released heat flows  $Q$  is worth attention. Figure 5 implies that the variation coefficient value and thus also the degree of relative variability between the specified values decrease along with a rise in the liberated heat flux value. From the variation coefficient values it is possible to deduce that along with an increase in

the liberated heat flux value the presence or absence of the gas hot layer gains an importance over and against the temperature of such a layer.

IV. FUTURE DEVELOPMENT

In the future, the methods suitable for the temperature analysis of Fire Plumes should be based on the probabilistic approach too. Let us consider the Simulation-Based Reliability Assessment (SBRA) Method, a probabilistic direct Monte Carlo approach, in which all inputs are given by bounded histograms. Bounded histograms include the real variability of the inputs and outputs, see references [7] and [8] and Fig. 6. Application of the SBRA Method is a modern and innovative trend in mechanics.

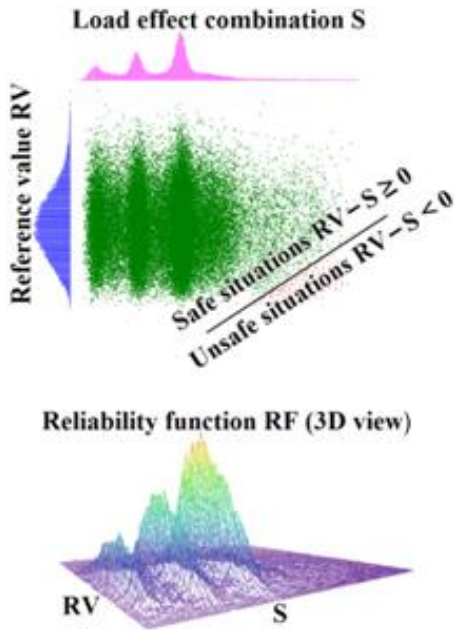


Fig. 6 Monte Carlo approach (SBRA Method)

Some application of SBRA Method (mining, fatigue testing, biomechanics, geomechanics, civil engineering, mechanical engineering etc.) are presented in [7] [8], [9], [10], [11], [12], [13], [14], [15] and [16], for example see Fig. 7, 8 and 9.

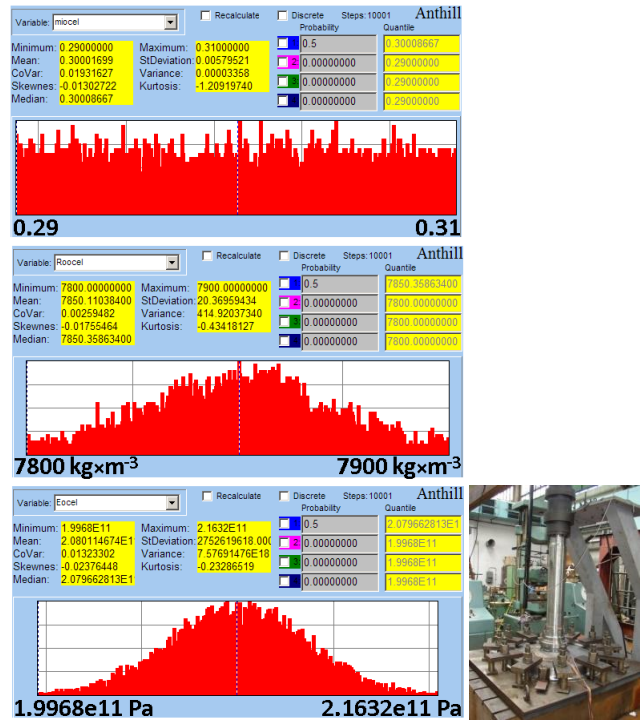


Fig. 7 Examples of histograms and applications of the SBRA Method – stochastic inputs (design study of machine for fatigue testing of railway axles, see reference [7] and [9])

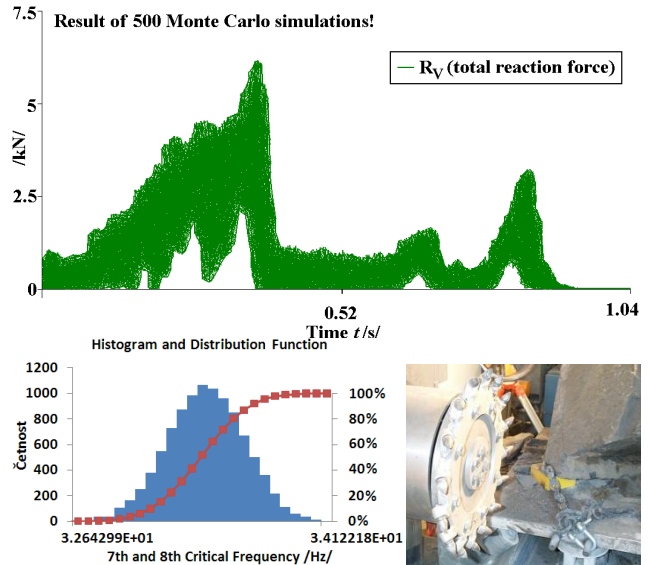


Fig. 8 Examples of histograms and applications of the SBRA Method – stochastic outputs (solution of a hard rock disintegration process, see references [7] and [9])

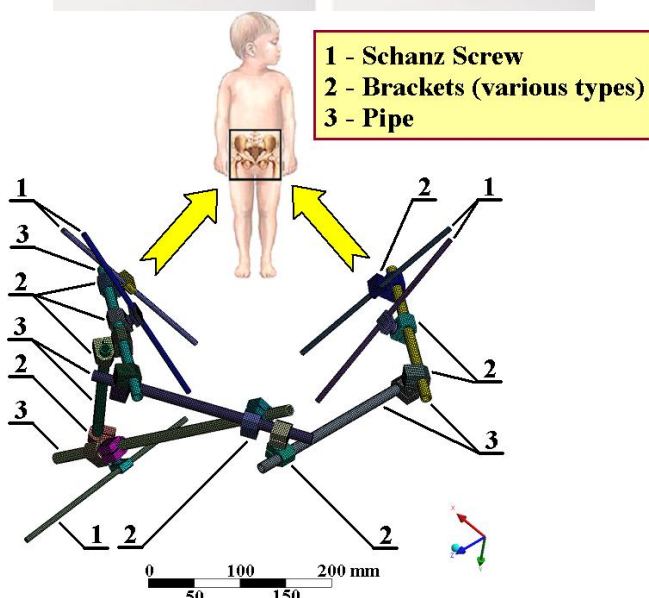


Fig. 9 Examples of application of the SBRA Method (designing of external fixators applied for the treatment of open and unstable fractures, see references [12] and [13])

## V. CONCLUSION

The paper describes a systematic classification of methods suitable for a temperature analysis of Fire Plumes and has presented some of the methods to determine centreline and radial temperatures of Fire Plumes. In particular, attention was paid to the presentation of a method suitable to determine the Fire Plume's centreline temperature with respect to an accumulated hot gas layer. It is clear from the text that in cases with a formation of a hot gas layer, it is vital to analyze its temperature and the identified value must be taken into consideration in the determination of the Fire Plume centreline temperature. Making use of the described method of the Fire Plume centreline temperature determination considering a hot gas layer requires sufficient information on the temperatures and distribution of the layers in the space. The required values are functions of time and need not be always determined with a sufficient accuracy, which may be a reason for the limited utilization of the presented method. In the future, the methods suitable for the temperature analysis of Fire Plumes should be based on the probabilistic approach too, i.e. via Simulation-Based Reliability Assessment (SBRA) Method.

## ACKNOWLEDGEMENT

1. This work was supported by the Ministry of Industry and Trade of the Czech Republic as the part of project № MPO FR-TI3/818.

2. This work was supported by the project of the Interior Minister of the Czech Republic No. VG 20122014074 "Specific Assessment of High Risk Conditions for Fire Safety by Fire Engineering Procedures".

## REFERENCES

- [1] POKORNÝ, J.: Basics of thermal analysis Smoke Plume. In *Proceedings of XVIII. International Conference Fire Protection 2009* (reviewed journal). Ostrava: VŠB-TUO, FBI, SPBI a HZS MSK, 2009, pp. 457 - 467, ISBN 978-80-7385-067-8.
- [2] KUČERA, P., KAISER, R., PAVLÍK, T., POKORNÝ, J.: *Fire Engineering, Dynamics of Fire*. Edition Association of fire and safety engineering Spectrum 65. Ostrava: Association of Fire and Safety Engineering, 2009, 152 pp.
- [3] HESKSTAD, G.: Fire Plumes, Flame Height, and Air Entrainment. SFPE Handbook of Fire Protection Engineering. Fourth Edition, Section Two, Chapter 2-1. Quincy: *National Fire Protection Association*, 2008, pp. 1-20, ISBN 978-0-87765-821-4.
- [4] *ISO/DIS 16 734 Fire safety engineering - Requirements governing algebraic formulas - Fire Plumes*. Geneva: International Organization for Standardization ISO/TC 92/SC 4, 2005, 17 pp.
- [5] HOSSER, D.: *Leitfaden Ingenieurmethoden des Brandschutzes*, Technischer Bericht TB 04/01. Braunschweig: Technisch-Wissenschaftlicher Beirat (TWB) der Vereinigung zur Förderung des Deutschen Brandschutzes e.V. (vfdB), 2009, 386 pp.
- [6] DAVIS, D.W., NOTARIANNI, A.K., TAPPER, Z.P.: An Algorithm for Calculating The Plume Centerline Temperature in the Presence of a Hot Upper Layer. Gaithersburg: *National Institute of Standard and Technology, National Aeronautics and Space Administration*, Reprinted from Journal of Fire Protection Engineering, 2000, Vol. 10, No. 3, pp.23-31.
- [7] FRYDRÝŠEK, K.: *Probabilistic Calculations in Mechanics 1*, written in Czech language, ISBN: 978-80-248-2314-0, VŠB - Technical University of Ostrava, 2010, pp. 1-149.
- [8] MAREK, P., BROZZETTI, J. et al: *Probabilistic Assessment of Structures Using Monte Carlo Simulation Background, Exercises and Software*, (2nd extended edition), ISBN 80-86246-19-1, ITAM CAS, Prague, Czech Republic, 2003.
- [9] FRYDRÝŠEK, K.: Probabilistic Approach Applied in the Design of Machine Parts and Structures. In: *Recent Researches in Engineering and Automatic Control*, ISBN 978-1-61804-057-2, North Atlantic University Union, WSEAS Press, Puerto De La Cruz, Tenerife, Spain, 2011, pp.30-37.
- [10] JANČIKOVÁ, Z., FRYDRÝŠEK, K., KOŠTIAL, P., RUŽIAK, I., VALÍČEK, J.: Prediction of Forging Ingots Defects Using Neural Networks. In: *Recent Researches in Engineering and Automatic Control*, ISBN 978-1-61804-057-2, North Atlantic University Union, WSEAS Press, Puerto De La Cruz, Tenerife, Spain, 2011, pp.38-41.
- [11] FRYDRÝŠEK, K., WANDROL, I., KALENDA, P.: Report about the Probabilistic Approaches Applied in Mechanics of Continental Plates. In: *Mathematical Models and Methods in Modern Science*, vol. 3, ISBN 978-1-61804-106-7, ISSN 2227-4588, WSEAS Press, Porto, Portugal, 2012, pp.146-149.
- [12] FRYDRÝŠEK, K., PLEVA, L., JANEČKA, M., KLUČKA, R., SIVERA, M., JOŘENEK, J.: Report about the New External Fixator for Treatment of Pelvis and Acetabulum Fractures. In: *Latest Advances in Biology, Environment and Ecology*, ISBN 978-1-61804-097-8, North Atlantic University Union, WSEAS Press, Iasi, Romania, 2012, pp.144-147.
- [13] FRYDRÝŠEK, K., PLEVA, L., UČEŇ, O., KUBÍN, T., ROJÍČEK, J., ŠÍR, M., MADEJA, R.: Report about the New External Fixator for Treatment of Complicated Limb Fractures. In: *Latest Advances in Biology, Environment and Ecology*, ISBN 978-1-61804-097-8, North Atlantic University Union, WSEAS Press, Iasi, Romania, 2012, pp.148-151.

- [14] GOTTVALD, J., KALA, Z: Variance-Based Sensitivity Analysis of Tangential Digging Forces of the Bucket Wheel Excavator SchRs 1320, In: *Recent Researches in Engineering and Automatic Control*, ISBN 978-1-61804-057-2, North Atlantic University Union, WSEAS Press, Puerto De La Cruz, Tenerife, Spain, 2011, pp.204-209.
- [15] KALA, Z.: Sensitivity Analysis of Steel Plane Frames with Initial Imperfections, *Engineering Structures*, Vol.33, No.8, 2011, pp. 2342–2349.