

An Evaluation Model of Internal and External Contributions in Hierarchical Organizations

Satoshi Ikeda, Tsutomu Ito, Makoto Sakamoto, Takao Ito

Abstract—Two typical but different types of organization exist: one is traditional organization with a pyramid shaped hierarchical structure, while the other is a network organization with a non-hierarchical structure. In the organization sciences and its allied field including business administration, economics, public administration, sociology, and psychology, the behavioral patterns and values required in a specific organization have been discussed from the standpoint of being successful relative to other competing firms. From the examination of the literature, it is readily discernible that organizational studies on authority and layering have primarily been qualitative in nature. Organization theory suggests that to streamline the management of a large organization begins by dividing it into several sections. We propose a new mathematical model which defines internal and external contributions for the organizations in this paper. Consequently, the evaluation function in the new model is adapted by the sum of the contribution to the external of all members in a given organization. This paper offers two or more evaluation measures that are required for an organization to be specialized.

Keywords—Combinatorial Optimization, Primary business, Peripheral, External, Internal, Profitability.

I. INTRODUCTION

TWO typical but different types of organization exist: one is traditional organization with a pyramid shaped hierarchical structure, while the other is a network organization with a non-hierarchical structure. Fig.1 shows an example of the classical type organization model which is expressed by a rooted tree.

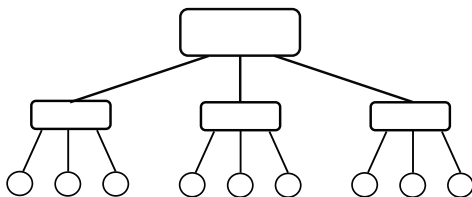


Figure 1 Hierarchical organization as a rooted tree.

This work was supported in part by the JSPS KAKENHI Grant Number 24510217.

Satoshi Ikeda is with the Faculty of Engineering, University of Miyazaki, 1-1 Kibanadai-nishi, Gakuen, 889-2192 Japan (e-mail: bisu@cs.miyazaki-u.ac.jp).

Tsutomu Ito is with the Graduate School of Engineering, Hiroshima University, 1-4-1, Kagamiyama, Higashihiroshima, 739-8527 Japan (e-mail: Ova71-2538f211n@ezweb.ne.jp).

Makoto Sakamoto is with the Faculty of Engineering, University of Miyazaki, 1-1 Kibanadai-nishi, Gakuen, 889-2192 Japan (e-mail: sakamoto@cs.miyazaki-u.ac.jp).

Takao Ito is with the Graduate School of Engineering, Hiroshima University, 1-4-1, Kagamiyama, Higashihiroshima, 739-8527 Japan (e-mail: itotakao@hiroshima-u.ac.jp).

To attain an efficient operating organization, it is necessary to determine where the members should be assigned. This is a crucial issue in traditional organization theories that is relevant to “clarifying the limit of authority” and “layering of the organizations”.

In the organization sciences and their allied fields including business administration, economics, public administration, sociology and psychology, the behavioral patterns and values required in a specific organization have been discussed from the standpoint of the superiority in competing with others, or the possibility to succeed. From the examination of the literature, it is readily discernible that organizational studies on authority and layering have primarily been qualitative in nature. Fig.2 illustrates three different categories of the members’ behaviors. They are primary-business-oriented behavior vs. peripheral-business-oriented behavior, external-contribution-oriented behavior vs. internal-contribution-oriented behavior, and profitability-oriented behavior vs. retaining-oriented behavior.

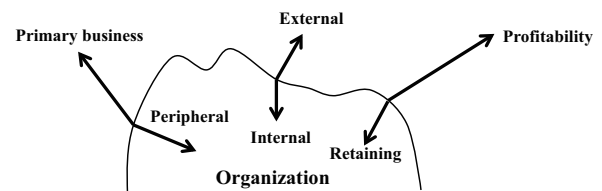


Figure 2 Three different behaviors in a modern large organization.

Members are also entrusted with performing tasks indirectly related to the organizational primary business itself, as well as trained on issues pertaining to corporate responsibility and compliance. As described in traditional organization theories, legal remedies for compliance and organizational sustainability are required, which can be considered qualitatively. But in reality, the amount of effort required for firms to be in compliance with legal and corporate responsibility norms may be higher than the amount of effort to perform its primary business functions. Thus, performing the primary tasks of an organization can be neglected. Accordingly, deciding the ratio of internal and external contributions is considered difficult and fraught with ambiguity.

Internal contribution denotes the effort required to retain organizations and enhance organizational survival, whereas external contribution refers to the efforts to fulfill the mission of their own organization which perform against external.

The reason for this ambiguity is that the problem cannot be dealt with extant quantitatively based frameworks of traditional organization theories.

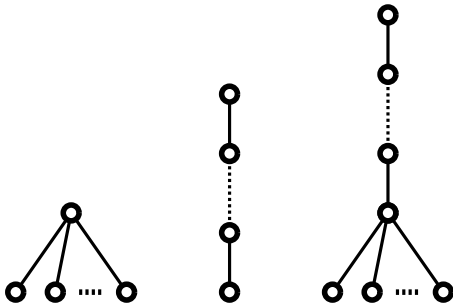


Figure 3 Three types of efficient trees when evaluation criteria is one only.

Recently, a mathematical model for evaluating the hierarchical organization quantitatively was proposed [2][3]. This research demonstrated that the shape of the hierarchical organization that maximizes the evaluation value of organization can be trichotomized - as shown Fig.3 depending on the capacity value of the members when number of the evaluation criteria is only one. According to Fig.3, the hierarchical organization having only one evaluation criterion is an undifferentiated organization.

In other words, it is not differentiated into several departments. This means that two or more evaluation criteria are required for an organization to be specialized. In this paper, we propose a new mathematical model which defines internal and external contributions for the organizations. Consequently, the evaluation function in the new model is adapted by the sum of the contribution to the external of all members in a given organization. Here, the external contribution shows that members' behaviors directly increases and improves. However the internal contribution involved in retaining and the survival of firm is not directly related to the business of the organization originally in a hierarchical organization. In addition, the old model is compatible if the middle management in hierarchical organization uses their own capabilities in term of internal contribution.

II. MATHEMATICAL MODEL

Suppose that $G = (V(G), E(G))$ is a graph. Throughout this paper, a graph is always finite, undirected and simple, with order $n = |V(G)| (n \geq 2)$ and size $m = |E(G)|$.

For $u \in V(G)$, $G - U$ is obtained from G by deleting all the vertices in $V(G) \cap U$ and their incident edges. If $U = \{v\}$ is a singleton, we write $G - v$ rather than $G - \{v\}$. As above, $G - \{e\}$ and $G + \{e\}$ are abbreviated to $G - e$ and $G + e$ for $e \in E(G)$.

For $u \in V(G)$, by $N(u) = \{v \mid \{u, v\} \in E(G)\}$, we denote the set of vertices adjacent to u , and call $\deg(u) = |N(u)|$ the degree of $u \in V(G)$. We refer to a path in $G = (V(G), E(G))$ by the sequence of its vertices and write

$$x_0x_1 \cdots x_k$$

for $x_i \in V(G) (i = 0, 1, \dots, k)$ and $x_jx_{j+1} \in E(G) (j = 0, 1, \dots, k - 1)$, where x_i are all distinct, and calling $x_0x_1 \cdots x_k$ a path from x_0 to x_k in G , and the number of edges of the path is its length. The above path $x_0x_1 \cdots x_k$ has length k .

Assume that $P = x_0x_1 \cdots x_{k-1}$ is a path and $k \geq 3$, then

$$C \equiv P + x_{k-1}x_0$$

is called a cycle. On the other hand, an acyclic graph, i.e., one not containing any cycles, is called a forest. A connected forest is called a tree. Thus, a forest is a graph whose components are trees. Sometimes we consider one vertex of a tree as special, and then such vertex is called the root of the tree, while the vertices of degree 1 in a tree, but not the root of the tree, are its leaves. A tree graph T with fixed root r is written as T_r , and then the set of T_r 's leaves is written as $L(T_r)$. That is,

$$L(T_r) = \{v \in V(T_r) \mid \deg(v) = 1, v \neq r\}.$$

Assume that $x_0x_1 \cdots x_{k-1}$ is a path graph on a tree graph T , then we write

$$T(x_0, x_k) = x_0x_1 \cdots x_{k-1}.$$

Writing $x \preceq y$ for $x \in T_r(r, y)$, we then define a partial ordering on $V(T_r)$, the tree-order associated with T_r . This ordering will be considered as the expression "depth": if $x \prec y$, we say x lies below y in T_r , see Fig.4.

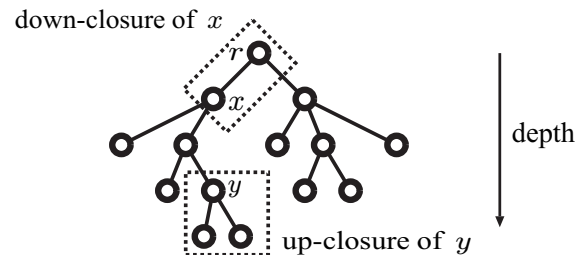


Figure 4 $x \prec y$ in T_r , down-closure of x , and up-closure of y .

We call

$$[x] \equiv \{v \in V(T_r) \mid v \preceq x\}$$

and

$$[y] \equiv \{v \in V(T_r) \mid v \succeq y\}$$

the down-closure of x and the up-closure of y in T_r . Note that the root r is the least element, and that the leaves of T_r are its maximal elements in this partial order.

Suppose that $\Sigma = \{\sigma_1, \sigma_2, \dots, \sigma_n\} (n \geq 2)$ and $\mathcal{A} (\#\mathcal{A} \geq 1)$ are finite sets. Throughout this paper, Σ is interpreted as the set of members of a given organization, which consists of $\sigma_1, \sigma_2, \dots, \sigma_n$. And \mathcal{A} is the set of the evaluation measures.

For a given Σ , we call $(\Sigma, \{\phi_i\}_{i \in \mathcal{A}})$ an evaluation system if

$$\phi_i : \Sigma \rightarrow \mathbb{R}^+ \equiv \{x \in \mathbb{R} \mid x > 0\} \quad \text{for } i \in \mathcal{A}.$$

We call $\phi_i(\sigma)$ the personal ability of $\sigma \in \Sigma$ with respect to an evaluation measure $i \in \mathcal{A}$.

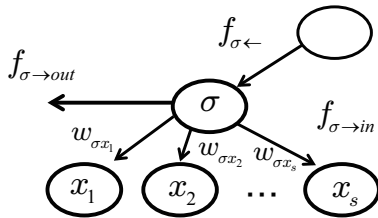


Figure 5 Input ($f_{\sigma \leftarrow}$) and output ($f_{\sigma \rightarrow in} + f_{\sigma \rightarrow out}$) for $\sigma \in \Sigma$.

In order for an organization to achieve its purpose to aim at, it is also necessary that appropriate instructions are transmitted to subordinates from superiors. Thus, for a fixed organization tree T_r with $V(T_r) = \Sigma$, we considered that the value of the output of σ written by $f_{\sigma \rightarrow}$, is determined as the interaction of “ability value of subordinate $\phi(\sigma)$ ” and “accuracy of instruction from superior $f_{\sigma \leftarrow}$ ”. In this paper, it is assumed that the total output $f_{\sigma \rightarrow}$ for $\sigma \in \Sigma$ become the value obtained by multiplying his own ability $\phi(\sigma)$ to his input $f_{\sigma \leftarrow}$ as the instruction from his superior. That is

$$f_{\sigma \rightarrow} = \phi(\sigma) \times f_{\sigma \leftarrow}.$$

Further, it is assumed that the output $f_{\sigma \rightarrow}$ for $\sigma \in \Sigma$ can be classified into the external output $f_{\sigma \rightarrow out}$ which works on the outside of an organization, and the internal output $f_{\sigma \rightarrow in}$ which works on the inside. The former $f_{\sigma \rightarrow out}$ is a direct effort to be intended to achieve the purpose of the organization by approach to the outside. On the other hand, the latter $f_{\sigma \rightarrow in}$ is an indirect effort to be intended to achieve the objectives of organization by assisting his own subordinates relevant to its maintenance and management. As a result, both of efforts contribute to the achievement of the purpose that the organization aims at. However, in order to increase allover activities of the organization, the decision problem of whether to put a big weight on either external or internal output is difficult at the individual level of the members. Throughout this paper, the ratio of external output $f_{\sigma \rightarrow out}$ and internal output $f_{\sigma \rightarrow in}$ is assumed to be constant regardless of the members. That is

$$\text{external output : internal output} = \alpha : 1 - \alpha \quad (2.1)$$

for $\alpha \in [0, 1]$ and any $\sigma \in \Sigma$. We call α the external output coefficient and call $1 - \alpha$ the internal output coefficient.

For the subordinate $\sigma \in \Sigma$ who received instructions from his superior, it is necessary to transmit appropriate instructions $f_{\sigma \rightarrow in}$ to his own subordinates as superior, while σ as subordinate carries out the instructions $f_{\sigma \rightarrow out}$.

For a given organizational structure tree T_r , we assume that the value of the input for subordinate $x \in N(\sigma)$ with $x \succ \sigma$ is obtained by multiplying its weight $w_{\sigma x}$ to $f_{\sigma \rightarrow in}$, see Fig.5. Therefore, the total contribution of $\sigma \in \Sigma$ for the organization can be expressed by

$$f_{\sigma \rightarrow in} \sum_{x \in N(\sigma), x \succ \sigma} w_{\sigma x} + f_{\sigma \rightarrow out},$$

where

$$0 \leq w_{\sigma x} \leq 1$$

for any $\sigma \notin L(T_r), x \in N(\sigma), x \succ \sigma$ and

$$1 \leq \sum_{x \in N(\sigma), x \succ \sigma} w_{\sigma x} \leq \text{deg}^* \sigma. \quad (2.2)$$

Here for an arbitrarily fixed rooted tree T_r with $V(T_r) = \Sigma$ and $\sigma \in \Sigma$,

$$\text{deg}^* \sigma = \begin{cases} \text{deg } \sigma & \text{if } \sigma \in \{r\} \cup L(T_r), \\ \text{deg } \sigma - 1 & \text{otherwise.} \end{cases}$$

Putting

$$\sum_{x \in N(\sigma), x \succ \sigma} w_{\sigma x} = 1$$

in (2.2). This case corresponds to the organization model which $\sigma \in \Sigma$ as superior instruct his/her subordinates individually. Since this instructor $\sigma \in \Sigma$ only assigns his/her total amount of instruction $f_{\sigma \rightarrow in}$ to his subordinates, the organizational management of this instructor is inefficient.

On the other hand, this counter case,

$$\sum_{x \in N(\sigma), x \succ \sigma} w_{\sigma x} = \text{deg}^* \sigma$$

in (2.2) implies that

$$w_{\sigma x} = 1 \quad \text{for any } x \in N(\sigma), x \succ \sigma.$$

That is

$$f_{x \leftarrow} = f_{\sigma \rightarrow in} \quad \text{for any } x \in N(\sigma), x \succ \sigma.$$

This case corresponds to the organization model which $\sigma \in \Sigma$ as superior complete his/her indication to all subordinates with only one instruction. For example, the organization that intention transmission is performed only by meetings, this is true. In this case, since an internal output is proportional to the number of participants of meeting, the organizational management of this instructor is efficient. In this way,

$$\sum_{x \in N(\sigma), x \succ \sigma} w_{\sigma x}$$

means an efficient of organizational management of $\sigma \in \Sigma$.

To summarize the above, for a given evaluation system $(\Sigma, \{\phi_i\}_{i \in \mathcal{A}})$, a rooted tree T_r with $V(T_r) = \Sigma$, $\sigma \in \Sigma$, $i \in \mathcal{A}$ and an external output coefficient $\alpha \in [0, 1]$, $f_{\sigma \leftarrow}^{\alpha, i}$ and $f_{\sigma \rightarrow}^{\alpha, i}$ denote the input and the output of $\sigma \in \Sigma$, respectively.

And $f_{\sigma \rightarrow out}^{\alpha, i}$ and $f_{\sigma \rightarrow in}^{\alpha, i}$ denote the external and the internal outputs of $\sigma \in \Sigma$ for the organization, respectively. Then we define the follows;

$$f_{\sigma \rightarrow}^{\alpha, i} = \phi_i(\sigma) f_{\sigma \leftarrow}^{\alpha, i}$$

and

$$f_{\sigma \leftarrow}^{\alpha, i} = \begin{cases} 1 & \text{if } \sigma = r \text{ (root),} \\ w_{p(\sigma)\sigma}^i f_{p(\sigma) \rightarrow in}^{\alpha, i} & \text{otherwise.} \end{cases}$$

Where $\{w_{xy}^i\}_{i \in \mathcal{A}, x \in \Sigma \setminus L(T_r), y \in N(x), y \succ x}$ denote the weights from $x \in \Sigma$ to $y \in N(x)$ ($y \succ x$) with respect to $i \in \mathcal{A}$ in an arbitrarily fixed T_r . And $p(\sigma)$ denotes the parent node (as superior) of $\sigma \in \Sigma$ on T_r .

Under the assumption (2.1), we define

$$f_{\sigma \rightarrow}^{\alpha, i} = f_{\sigma \rightarrow in}^{\alpha, i} + f_{\sigma \rightarrow out}^{\alpha, i}$$

$$f_{\sigma \rightarrow in}^{\alpha, i} = \begin{cases} 0 & \text{if } \sigma \in L(T_r), \\ (1 - \alpha) f_{\sigma \rightarrow}^{\alpha, i} & \text{otherwise,} \end{cases}$$

and

$$f_{\sigma \rightarrow out}^{\alpha, i} = \begin{cases} f_{\sigma \rightarrow}^{\alpha, i} & \text{if } \sigma \in L(T_r) \\ \alpha f_{\sigma \rightarrow}^{\alpha, i} & \text{otherwise.} \end{cases}$$

On a given rooted tree T_r , we define σ 's total contribution $F_{\sigma \rightarrow}^{\alpha, i}$ with respect to $i \in \mathcal{A}$ and $\alpha \in [0, 1]$ by

$$F_{\sigma \rightarrow}^{\alpha, i} = f_{\sigma \rightarrow in}^{\alpha, i} \sum_{x \in N(\sigma), x \succ \sigma} w_{\sigma x}^i + f_{\sigma \rightarrow out}^{\alpha, i}.$$

Here

$$0 \leq w_{\sigma x}^i \leq 1$$

for any $\sigma \in \Sigma \setminus L(T_r), x \in N(\sigma), x \succ \sigma, i \in \mathcal{A}$ and

$$1 \leq \sum_{x \in N(\sigma), x \succ \sigma} w_{\sigma x}^i \leq \text{deg } \sigma^*.$$

Remark that $F_{\sigma \rightarrow}^{\alpha, i} = f_{\sigma \rightarrow out}^{\alpha, i}$ for $\sigma \in L(T_r)$, since $f_{\sigma \rightarrow in}^{\alpha, i} = 0$ for $\sigma \in L(T_r)$. Therefore, for convinience of defining $F_{\sigma \rightarrow}^{\alpha, i}$ for any $\sigma \in \Sigma$, we assume formally that

$$\sum_{x \in N(\sigma), x \succ \sigma} w_{\sigma x}^i = 1 \quad \text{for } \sigma \in L(T_r).$$

Then, for any $\sigma \in \Sigma$ and $i \in \mathcal{A}$, we see that

$$f_{\sigma \rightarrow}^{\alpha, i} \leq F_{\sigma \rightarrow}^{\alpha, i}$$

in general and the equality is attained only in the case of

$$\sum_{x \in N(\sigma), x \succ \sigma} w_{\sigma x}^i = 1 \quad \text{for any } \sigma \in \Sigma.$$

In this way, this total contribution value $F_{\sigma \rightarrow}^{\alpha, i}$ depends on the value of $\sum_{x \in N(\sigma), x \succ \sigma} w_{\sigma x}^i$. Therefore, we call

$$\sum_{x \in N(\sigma), x \succ \sigma} w_{\sigma x}^i$$

the efficiency coefficient of $\sigma \in \Sigma$ with respect to $i \in \mathcal{A}$.

Throughout this paper, we assume that $\{w_{\sigma x}^i\}_{x \in N(\sigma), x \succ \sigma}$ for $\sigma \in \Sigma \setminus L(T_r)$ is a sequence depending only on $\text{deg}^* \sigma$ and $i \in \mathcal{A}$. That is, for $\sigma, \sigma' \in \Sigma \setminus L(T_r)$,

$$\text{deg}^* \sigma = \text{deg}^* \sigma'$$

implies that $(w_{\sigma' x}^i)_{x \in N(\sigma'), x \succ \sigma'}$ is a permutation of $(w_{\sigma x}^i)_{x \in N(\sigma), x \succ \sigma}$. Thus, for a fixed $\text{deg}^* \sigma$ and $i \in \mathcal{A}$, the selection that we can do is which weight to assign whom. We call the way of determination of a weights' policy. For any weights' policy, we assume that if $\text{deg}^* \sigma \geq \text{deg}^* \sigma'$ for $\sigma, \sigma' \in \Sigma$,

$$w_{\sigma x_1}^i \geq w_{\sigma x_2}^i \geq \dots \geq w_{\sigma x_{\text{deg}^* \sigma}}^i$$

and

$$w_{\sigma' x'_1}^i \geq w_{\sigma' x'_2}^i \geq \dots \geq w_{\sigma' x'_{\text{deg}^* \sigma'}}^i,$$

then $(w_{\sigma x}^i)_{x \in N(\sigma), x \succ \sigma}$ and $(w_{\sigma' x'}^i)_{x' \in N(\sigma'), x' \succ \sigma'}$ satisfy

$$w_{\sigma x_j}^i \leq w_{\sigma' x'_j}^i \quad \text{for } j = 1, 2, \dots, \text{deg}^* \sigma'.$$

For a given evaluation system $(\Sigma, \{\phi_i\}_{i \in \mathcal{A}})$, an external output coefficient $\alpha \in [0, 1]$ and a weights' policy, let T_r be a rooted tree graph with $V(T_r) = \Sigma$. Then, for fixed weights $\{w_{\sigma x}\}_{\sigma, x}$ on T_r , we will evaluate the rooted tree T_r as organization model by

$$\Phi^{(\alpha)}(T_r) \equiv \Phi^{(\alpha)}(T_r, \{w_{\sigma x}\}_{\sigma, x}) = \sum_{i \in \mathcal{A}} \sum_{\sigma \in \Sigma} f_{\sigma \rightarrow out}^{\alpha, i}.$$

We call $\Phi^{(\alpha)}(T_r)$ the ability value of T_r with respect to $(\Sigma, \{\phi_i\}_{i \in \mathcal{A}})$ for $\alpha \in [0, 1]$ and $\{w_{\sigma x}\}_{\sigma, x}$. Under a given weights' policy, we say that T_r is an efficient tree for a given external outpt coefficient $\alpha \in [0, 1]$, if

$$\max_{T \in \mathcal{T}} \max_{\{w_{xy}^i\}} \Phi^{(\alpha)}(T)$$

is attained by $\Phi^{(\alpha)}(T_r)$ for some $\{w_{xy}^i\}$. Here \mathcal{T} denotes the set of rooted tree graph with $V(T) = \Sigma$ and $\{w_{xy}^i\}$ shall be taken about all the possible combinations under the given weights' policy.

One of our interest is to find the efficient organization structure tree T_r for fixed the external outpt coefficient $\alpha \in [0, 1]$, or to find a pair of α and $T_r \in \mathcal{T}$ which maximize its ability value. However, by the definition, if $\alpha = 1$ then we see that

$$\Phi^{(1)}(T_r) = \sum_{i \in \mathcal{A}} f_{r \rightarrow out}^{1, i}$$

for any weights' policy. That is, when $\alpha = 1$, there are obvious efficient trees only. Therefore, throughout this paper, we assume that $\alpha \in [0, 1)$.

III. SUITABILITY OF HIERARCHICAL MODEL

Firstly, we will show that this hierarchical model has a suitability for a special case of $\#A = 1$.

Theorem 1: Under a given weights' policy, suppose that T_r is an efficient tree for a given $(\Sigma, \{\phi(\sigma)\})$ and a given $\alpha \in [0, 1)$. Then we see that $x \prec y$ for $x, y \in \Sigma$ implies $\phi(x) \geq \phi(y)$.

Proof: For a given $(\Sigma, \{\phi\})$ and $\alpha \in [0, 1)$, let T_r be an efficient tree under a given weights' policy. Assume that $x \prec y$ in T_r and that T'_r is the tree by interchanging x and y in T_r . Then we get

$$\begin{aligned} & \Phi(T_r) - \Phi(T'_r) \\ &= \sum_{\ell \geq x \text{ on } T_r} f_{\ell \rightarrow out}^\alpha - \sum_{\ell' \geq y \text{ on } T'_r} f_{\ell' \rightarrow out}^\alpha \\ &= \left(1 - \frac{\phi(y)}{\phi(x)}\right) \sum_{\ell \geq x, \ell \not\geq y \text{ on } T_r} f_{\ell \rightarrow out}^\alpha \end{aligned}$$

Since we see that $\Phi(T_r) - \Phi(T'_r) \geq 0$ by the assumption, thus we get

$$1 - \frac{\phi(y)}{\phi(x)} \geq 0,$$

which implies $\phi(x) \geq \phi(y)$. ■

Theorem 1 is intended to satisfy the most fundamental image that we are holding about an organization. In this sense, our efficient trees are suitable for a hierarchical model. Theorem 1 can be slightly modified as follows:

Corollary 2: Under a given weights' policy, suppose that T_r is an efficient tree for a given $(\Sigma, \{\phi_i\}_{i \in A})$ and a given $\alpha \in [0, 1)$. Then we see that

$$\phi_i(x) \geq \phi_i(y) \text{ for any } i \in A$$

implies $x \not\prec y$ in T_r .

IV. EXAMPLES

Let us set $\Sigma = \{1, 2, 3, 4\}$, $A = \{a, b\}$ and put

$$\begin{aligned} \phi_a(1) = \phi_a(2) = 4, & \quad \phi_a(3) = \phi_a(4) = 1/2, \\ \phi_b(1) = \phi_b(2) = 1/2, & \quad \phi_b(3) = \phi_b(4) = 4. \end{aligned}$$

For an evaluation system $(\Sigma, \{\phi_i\}_{i \in A})$ described above, we consider two settings that only those weights' policies differs from with each other.

The first setting is

$$w_{\sigma x}^i = 1$$

for any $\sigma \in \Sigma \setminus L(T_r)$, $x \in N(\sigma)$, $x \succ \sigma$, $i \in A$, which implies the efficiency coefficient of σ equals to $\text{deg}^* \sigma$. That is,

$$\sum_{x \in N(\sigma), x \succ \sigma} w_{\sigma x}^i = \text{deg}^* \sigma$$

for any $\sigma \in \Sigma$ and $i \in A$. Then we see that

an efficient tree is $\begin{cases} \text{(a) in Fig.6} & \text{if } 0 \leq \alpha \leq \frac{1}{5}, \\ \text{(b) in Fig.6} & \text{otherwise.} \end{cases}$

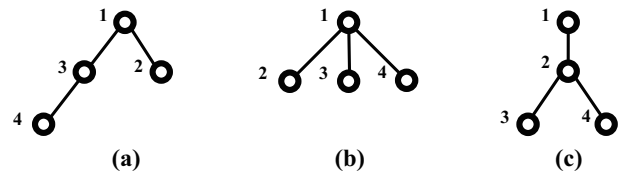


Figure 6 Various efficient trees.

The second setting is

$$w_{\sigma x}^i = \frac{1}{\text{deg}^* \sigma}$$

for any $\sigma \in \Sigma \setminus L(T_r)$, $x \in N(\sigma)$, $x \succ \sigma$, $i \in A$, which implies the efficiency coefficient of $\sigma \in \Sigma$ equals to 1. That is, $\sum_{x \in N(\sigma), x \succ \sigma} w_{\sigma x}^i = 1$ for any $\sigma \in \Sigma$ and $i \in A$. Then we see that

an efficient tree is $\begin{cases} \text{(b) in Fig.6} & \text{if } 0 \leq \alpha \leq \frac{29}{78}, \\ \text{(c) in Fig.6} & \text{otherwise.} \end{cases}$

V. PRELIMINARY RESULTS

As previously noted, organization theory posits that in order to streamline the management of a large organization, it should be divided into several sections, as shown in Fig.7. When we call a certain group *the section* of its organization, two or more sections must exist in the organization, and at least one of those sections must contain two or more members. For example, we consider that (b) and (c) in Fig.6 are not departmentalized in this sense.

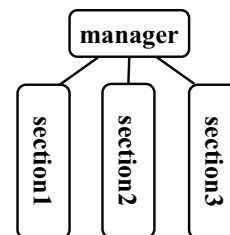


Figure 7 Departmentalized organization structure.

Intuitively, if an organization that has several sections, as depicted in Fig.7 is effective, it is thought that each section plays with their own role. In other words, two or more evaluation measures must be required in order for an organization to specialize. In fact, under some special assumptions when the number of evaluation measures $\sharp\mathcal{A} = 1$, we have proved that the shape of the hierarchical organization that maximizes the evaluation value of organization, can be classified into three types depending on the personal ability values of the members, see Fig.8. We found that three types of appearing herein consist of one section fundamentally, therefore these are not departmentalized.

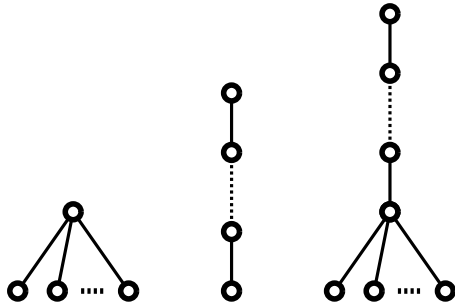


Figure 8 Three types of efficient trees when evaluation criteria is only one.

In this section, we will introduce the outline of preliminary results of the above-mentioned. Through out this section, we assume that the number of evaluation measures $\sharp\mathcal{A} = 1$, the external output coefficient $\alpha = 0$ and the efficiency coefficient of $\sigma \in \Sigma$ is equal to $\deg^* \sigma$ for any $\sigma \in \Sigma$. That is, its weights' policy is the following.

$$w_{\sigma x} = 1 \tag{5.1}$$

for any $\sigma \in \Sigma \setminus L(T_r), x \in N(\sigma), x \succ \sigma$. Note that under this weights' policy, we get

$$\Phi^{(0)}(T_r) = \sum_{i \in \mathcal{A}} \sum_{\ell \in L(T_r)} \prod_{v \in T_r(r, \ell)} \phi(v).$$

For a given (Σ, ϕ) and its organizational structure tree T_r , let us define

$$DEG_2(T_r) = \{\sigma \in \Sigma \mid \deg^*(\sigma) \geq 2\}.$$

The person who manages several sections on T_r directly always needs to be a element of $DEG_2(T_r)$. When the number of evaluation measure $\sharp\mathcal{A}$ is one, we claim that this set $DEG_2(T_r)$ has few elements and that such organization cannot configure any sections.

Theorem 3 (Ikeda et.al.[2][3]): Under the weights' policy (5.1) and the extenal output coefficient $\alpha = 0$, assume that T_r is an efficient tree for a given (Σ, ϕ) . Then we see the followings.

- (a) $\sharp DEG_2(T_r)$ is equal to 0 or 1.
- (b) Putting $DEG_2(T_r) = \{x\}$ when $\sharp DEG_2(T_r) = 1$, then we see that

$$\{y \in \Sigma \mid y \succ x \text{ on } T_r\} = L(T_r).$$

The typical form of an efficient tree is a path graph and a star graph. The general form of the most efficient tree which theorem 3 stressed is shown in Fig.9. The findings reveal that the upper-half is a path graph, and the lower-half is the star graph. Since these most efficient trees consist of only one section, see the beginning of this chapter, thus we found that they are not departmentalized.

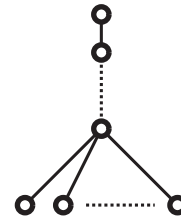


Figure 9 General form of an efficient tree with $\sharp\mathcal{A} = 1$.

VI. MAIN RESULTS

In this section, some necessary conditions that non-departmentalized organization is optimal will be discussed. Through-out this section, assume that the number of evaluation measures $\sharp\mathcal{A} = 1$.

Firstly, we will examine what kind of situation would be better will be examined if the structural tree of the organization branch. For a given (Σ, ϕ) , assume that

$$\Sigma = \{\sigma_1, \sigma_2, \dots, \sigma_n\},$$

$$S = \{s_0, s_1, \dots, s_\ell, s_{\ell+1}, \dots, s_{\ell+m}\} \subseteq \Sigma$$

$$\phi(\sigma_1) \geq \phi(\sigma_2) \geq \dots \geq \phi(\sigma_n),$$

and

$$\phi(s_0) \geq \dots \geq \phi(s_\ell) \geq \phi(s_{\ell+1}) \geq \dots \geq \phi(s_{\ell+m}).$$

Let us

$$\tilde{S} = \{\tilde{s}_0, \tilde{s}_1, \dots, \tilde{s}_\ell, \tilde{s}_{\ell+1}, \dots, \tilde{s}_{\ell+m}\}$$

be a permutation of S associated with bijection map

$$\pi : \tilde{S} \rightarrow S.$$

That is, $s = \pi(\tilde{s}) \in S$ for $\tilde{s} \in \tilde{S}$ and $S = \tilde{S}$. We assume that

$$\phi(\tilde{s}_0) \geq \phi(\tilde{s}_1) \geq \dots \geq \phi(\tilde{s}_\ell),$$

$$\phi(\tilde{s}_0) \geq \phi(\tilde{s}_{\ell+1}) \geq \dots \geq \phi(\tilde{s}_{\ell+m}).$$

Note that $\tilde{s}_0 = \pi(\tilde{s}_0) = s_0$ by the assumption. Let us set two organizational structure trees T_{s_0} and \tilde{T}_{s_0} as shown in Fig.10.

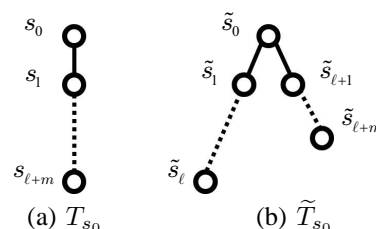


Figure 10 Two organizational structure trees.

For two organizational structure trees T_1 and T_2 with $V(T_1) = V(T_2)$, let us define

$$\Delta_{T_1}^{T_2} f_{\sigma \rightarrow out}^{\alpha, i} = f_{\sigma \in T_2 \rightarrow out}^{\alpha, i} - f_{\sigma \in T_1 \rightarrow out}^{\alpha, i},$$

then we have the following for above T_{s_0} and \tilde{T}_{s_0} .

Lemma 4: For a given $(\Sigma, \{\phi\})$, an external output coefficient $\alpha \in [0, 1)$ and a weights' policy, we assume that

$$\phi(\sigma_n) \geq \frac{1}{1 - \alpha}$$

and

$$\Delta_{\tilde{T}_{s_0}}^{T_{s_0}} (f_{\tilde{s}_\ell \rightarrow out}^\alpha + f_{\tilde{s}_{\ell+m} \rightarrow out}^\alpha) \geq 0.$$

Then we see that

$$\Phi^{(\alpha)}(T_{s_0}) \geq \Phi^{(\alpha)}(\tilde{T}_{s_0}).$$

Proof: Put

$$\tilde{\phi}(x) = (1 - \alpha)\phi(x) \quad \text{for } x \in \Sigma.$$

Then, by the assumption we get

$$\tilde{\phi}(x) \geq 1 \quad \text{for any } x \in \Sigma.$$

Together with $w_{s_0 \tilde{s}_1} \leq 1$ and

$$\{s_1, s_2, \dots, \pi^{-1}(\tilde{s}_i)\} \supseteq \{\tilde{s}_1, \tilde{s}_2, \dots, \tilde{s}_i\}$$

for $i \in \{1, 2, \dots, \ell - 1\}$, we see that

$$\begin{aligned} & \Delta_{\tilde{T}_{s_0}}^{T_{s_0}} f_{\tilde{s}_i \rightarrow out}^\alpha \\ &= \alpha \phi(s_0) \left[\prod_{\sigma \neq s_0: \sigma \preceq \tilde{s}_i \text{ in } T_{s_0}} \tilde{\phi}(\sigma) - w_{s_0 \tilde{s}_1} \left(\prod_{\sigma \neq s_0: \sigma \preceq \tilde{s}_i \text{ in } \tilde{T}_{s_0}} \tilde{\phi}(\sigma) \right) \right] \\ & \geq 0 \end{aligned}$$

for $i \in \{1, 2, \dots, \ell - 1\}$, which implies

$$\sum_{i=1}^{\ell-1} \Delta_{\tilde{T}_{s_0}}^{T_{s_0}} f_{\tilde{s}_i \rightarrow out}^\alpha \geq 0.$$

Together with $\Delta_{\tilde{T}_{s_0}}^{T_{s_0}} f_{\tilde{s}_0}^\alpha = 0$, we have

$$\sum_{i=0}^{\ell-1} \Delta_{\tilde{T}_{s_0}}^{T_{s_0}} f_{\tilde{s}_i \rightarrow out}^\alpha \geq 0.$$

Similarly, we have

$$\sum_{i=\ell+1}^{\ell+m-1} \Delta_{\tilde{T}_{s_0}}^{T_{s_0}} f_{\tilde{s}_i \rightarrow out}^\alpha \geq 0.$$

Since

$$\begin{aligned} & \Phi^{(\alpha)}(T_{s_0}) - \Phi^{(\alpha)}(\tilde{T}_{s_0}) \\ &= \sum_{i=0}^{\ell-1} \Delta_{\tilde{T}_{s_0}}^{T_{s_0}} f_{\tilde{s}_i \rightarrow out}^\alpha + \sum_{i=\ell+1}^{\ell+m-1} \Delta_{\tilde{T}_{s_0}}^{T_{s_0}} f_{\tilde{s}_i \rightarrow out}^\alpha \\ & \quad + \Delta_{\tilde{T}_{s_0}}^{T_{s_0}} (f_{\tilde{s}_\ell \rightarrow out}^\alpha + f_{\tilde{s}_{\ell+m} \rightarrow out}^\alpha), \end{aligned}$$

thus, we get

$$\Phi^{(\alpha)}(T_{s_0}) - \Phi^{(\alpha)}(\tilde{T}_{s_0}) \geq 0$$

if $\Delta_{\tilde{T}_{s_0}}^{T_{s_0}} (f_{\tilde{s}_\ell \rightarrow out}^\alpha + f_{\tilde{s}_{\ell+m} \rightarrow out}^\alpha) \geq 0$ holds. ■

Lemma 5: Suppose that T_{s_0} and \tilde{T}_{s_0} are the same as lemma 4. For a given an external output coefficient $\alpha \in [0, 1)$ and a weights' policy, we assume that

$$\phi(\sigma_n) \geq \frac{2}{1 - \alpha}$$

then $\Phi^{(\alpha)}(T_{s_0}) \geq \Phi^{(\alpha)}(\tilde{T}_{s_0})$ holds.

Proof: By lemma 4, we have only to show

$$\Delta_{\tilde{T}_{s_0}}^{T_{s_0}} (f_{\tilde{s}_\ell \rightarrow out}^\alpha + f_{\tilde{s}_{\ell+m} \rightarrow out}^\alpha) \geq 0.$$

Without loss of generality, we assume that $\phi(\tilde{s}_\ell) \geq \phi(\tilde{s}_{\ell+m})$. That is $\tilde{s}_{\ell+m} = s_{\ell+m}$. Then we see

$$\begin{aligned} & \Delta_{\tilde{T}_{s_0}}^{T_{s_0}} (f_{\tilde{s}_\ell \rightarrow out}^\alpha + f_{\tilde{s}_{\ell+m} \rightarrow out}^\alpha) \\ &= \alpha \phi(s_0) \tilde{\phi}(s_1) \cdots \tilde{\phi}(\tilde{s}_\ell) + \phi(s_0) \tilde{\phi}(s_1) \cdots \tilde{\phi}(\tilde{s}_{\ell+m}) \\ & \quad - w_{s_0 \tilde{s}_1} \phi(s_0) \tilde{\phi}(\tilde{s}_1) \cdots \tilde{\phi}(\tilde{s}_\ell) \\ & \quad - w_{s_0 \tilde{s}_{\ell+1}} \phi(s_0) \tilde{\phi}(\tilde{s}_{\ell+1}) \cdots \tilde{\phi}(\tilde{s}_{\ell+m}) \\ &= \phi(s_0) \left[\alpha \tilde{\phi}(s_1) \tilde{\phi}(s_2) \cdots \tilde{\phi}(\tilde{s}_\ell) \right. \\ & \quad \left. + \left(\prod_{i=1}^{\ell} \tilde{\phi}(\tilde{s}_i) - w_{s_0 \tilde{s}_1} \right) \left(\prod_{i=1}^m \tilde{\phi}(\tilde{s}_{\ell+i}) - w_{s_0 \tilde{s}_{\ell+1}} \right) \right. \\ & \quad \left. - w_{s_0 \tilde{s}_1} w_{s_0 \tilde{s}_{\ell+1}} \right]. \end{aligned}$$

Since $\phi(\sigma_n) \geq \frac{2}{1 - \alpha}$ by the assumption of lemma, we see

$$\tilde{\phi}(\sigma) \geq 2$$

holds for any $\sigma \in \Sigma$. Together with $w_{s_0 \tilde{s}_1} w_{s_0 \tilde{s}_{\ell+1}} \leq 1$, we have

$$\begin{aligned} & \left(\prod_{i=1}^{\ell} \tilde{\phi}(\tilde{s}_i) - w_{s_0 \tilde{s}_1} \right) \left(\prod_{i=1}^m \tilde{\phi}(\tilde{s}_{\ell+i}) - w_{s_0 \tilde{s}_{\ell+1}} \right) \\ & \quad - w_{s_0 \tilde{s}_1} w_{s_0 \tilde{s}_{\ell+1}} \geq 0, \end{aligned}$$

which implies

$$\begin{aligned} & \Delta_{\tilde{T}_{s_0}}^{T_{s_0}} (f_{\tilde{s}_\ell \rightarrow out}^\alpha + f_{\tilde{s}_{\ell+m} \rightarrow out}^\alpha) \\ & \geq \alpha \phi(s_0) \tilde{\phi}(s_1) \tilde{\phi}(s_2) \cdots \tilde{\phi}(\tilde{s}_\ell) \geq 0. \end{aligned}$$

Thus, we get lemma 5. ■

We will be extended lemma 5 to the case of

$$\text{deg}^* s_0 = k \geq 3.$$

For a given (Σ, ϕ) , suppose that

$$\begin{aligned} \Sigma &= \{\sigma_1, \sigma_2, \dots, \sigma_n\}, \\ \{s \in N(s_0) \mid s \succ s_0\} &= \{\tilde{s}_1, \tilde{s}_{\ell_1+1}, \dots, \tilde{s}_{\ell_{k-1}+1}\}, \\ S_i &= \{\tilde{s}_{\ell_{i-1}+1} \dots, \tilde{s}_{\ell_i}\} \subset \Sigma \text{ for } i \in \{1, \dots, k\}, \\ S_i \cap S_j &= \emptyset \text{ if } i \neq j, \\ \phi(\sigma_1) &\geq \phi(\sigma_2) \geq \dots \geq \phi(\sigma_n) \end{aligned}$$

and

$$\phi(\tilde{s}_{\ell_{i-1}+1}) \geq \phi(\tilde{s}_{\ell_{i-1}+2}) \geq \dots \geq \phi(\tilde{s}_{\ell_i})$$

for $i \in \{1, \dots, k\}$. Here $\ell_0 = 0$. Let us set

$$S = \tilde{S} = \{s_0\} \cup S_1 \cup S_2$$

and put T_{s_0} and \tilde{T}_{s_0} as Fig.11.

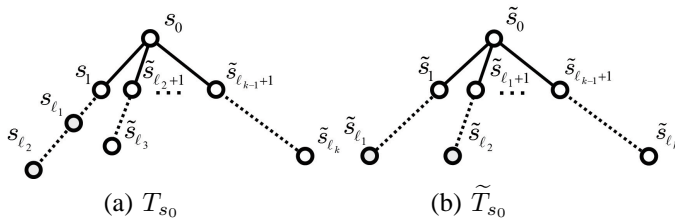


Figure 11 Two organizational structure trees.

Suppose that $\{\tilde{w}_{s_0 s}\}_{s \in N(s_0), s \succ s_0}$ are weights from s_0 to their subordinates in \tilde{T}_{s_0} . Without loss of generality, we can assume that

$$\tilde{w}_{s_0 \tilde{s}_1} \leq \tilde{w}_{s_0 \tilde{s}_{\ell_1+1}} \leq \dots \leq \tilde{w}_{s_0 \tilde{s}_{\ell_k-1+1}} \quad (\text{in } \tilde{T}_{s_0}). \quad (6.1)$$

Then, we have lemma 6.

Lemma 6: For T_{s_0} and \tilde{T}_{s_0} in Fig.11, we assume that

$$\phi(\sigma_n) \geq \frac{2}{1-\alpha}.$$

Then, for a given an external output coefficient $\alpha \in [0, 1)$, a weights' policy and the weights $\{\tilde{w}_{s_0 s}\}_{s \in N(s_0), s \succ s_0}$ with (6.1), we see that

$$\max_{\{w_{s_0 s}\}_s} \Phi^{(\alpha)}(T_{s_0}, \{w_{s_0 s}\}_s) \geq \Phi^{(\alpha)}(\tilde{T}_{s_0}, \{\tilde{w}_{s_0 s}\}_s).$$

Where $\{w_{s_0 s}\}_{s \in N(s_0), s \succ s_0}$ are weights from s_0 to their subordinates in T_{s_0} .

Proof: Suppose that

$$w_{s_0 s_1} \leq w_{s_0 \tilde{s}_{\ell_2+1}} \leq \dots \leq w_{s_0 \tilde{s}_{\ell_k-1+1}} \quad (\text{in } T_{s_0}).$$

Then, by the assumptions of weights' policy, we see that

$$w_{s_0 s_1} \geq \tilde{w}_{s_0 \tilde{s}_{\ell_1+1}} \geq \tilde{w}_{s_0 \tilde{s}_1} \quad (6.2)$$

and

$$w_{s_0 s_{\ell_i+1}} \geq \tilde{w}_{s_0 s_{\ell_i+1}} \text{ for } i \in \{2, 3, \dots, k\}, \quad (6.3)$$

By (6.2), lemma 5 and the assumption of lemma 6, we get

$$\begin{aligned} &\sum_{\sigma \succeq s_1 \text{ in } T_{s_0}} f_{\sigma \rightarrow \text{out}}^\alpha \\ &\geq \sum_{\sigma \succeq \tilde{s}_1 \text{ in } \tilde{T}_{s_0}} f_{\sigma \rightarrow \text{out}}^\alpha + \sum_{\sigma \succeq \tilde{s}_{\ell_1+1} \text{ in } \tilde{T}_{s_0}} f_{\sigma \rightarrow \text{out}}^\alpha. \end{aligned} \quad (6.4)$$

And by (6.3), we get

$$\sum_{\sigma \succeq s_{\ell_i+1} \text{ in } T_{s_0}} f_{\sigma \rightarrow \text{out}}^\alpha \geq \sum_{\sigma \succeq \tilde{s}_{\ell_i+1} \text{ in } \tilde{T}_{s_0}} f_{\sigma \rightarrow \text{out}}^\alpha \quad (6.5)$$

for $i \in \{2, 3, \dots, k\}$. Together with (6.4) and (6.5), we see that

$$\Phi^{(\alpha)}(T_{s_0}, \{w_{s_0 s}\}_s) \geq \Phi^{(\alpha)}(\tilde{T}_{s_0}, \{\tilde{w}_{s_0 s}\}_s),$$

which implies lemma 6. ■

By using lemma 6 repeatedly until leaves become one, we obtain theorem 7.

Theorem 7: For a given evaluation system $(\Sigma, \{\phi\})$, a given weights' policy, suppose that $\alpha \in [0, 1)$ denotes the external output coefficient and that $\Sigma = \{\sigma_1, \sigma_2, \dots, \sigma_n\}$. Assume that

$$\phi(\sigma_1) \geq \phi(\sigma_2) \geq \dots \geq \phi(\sigma_n) \geq \frac{2}{1-\alpha} \quad (6.5)$$

hold, then we see that an efficient tree is the path graph in Fig.12.

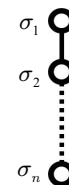


Figure 12 An efficient organization structure as a path graph.

Theorem 7 show that an organization with a hierarchical structure is not suitable for members with high ability in sense of (6.5).

The following result means that the individual evaluation is not suitable for any path type organization.

Theorem 8: For a given evaluation system $(\Sigma, \{\phi\})$, suppose that T_r is the path graph in Fig.12. Assume that

$$\phi(\sigma) \geq 1 \quad \text{for } \sigma \in \Sigma = \{\sigma_1, \sigma_2, \dots, \sigma_n\} \quad (n \geq 3).$$

Then we see that

$$\Phi^{(\beta)}(T_r) \geq \Phi^{(\alpha)}(T_r) \quad \text{for } \alpha > \beta.$$

Proof: Since

$$f_{\sigma_k \leftarrow}^\beta \geq f_{\sigma_k \leftarrow}^\alpha \quad \text{for any } k \in \{1, 2, \dots, n\}$$

we get

$$\begin{aligned} & f_{\sigma_k \rightarrow out}^\beta - f_{\sigma_k \rightarrow out}^\alpha \\ &= (\beta f_{\sigma_k \leftarrow}^\beta - \alpha f_{\sigma_k \leftarrow}^\alpha) \phi(\sigma_k) \geq (\beta - \alpha) f_{\sigma_k \leftarrow}^\alpha \phi(\sigma_k). \end{aligned}$$

For $\alpha > \beta$, put

$$\Delta_k = (\alpha - \beta) \phi(\sigma_k) f_{\sigma_k \leftarrow}^\alpha \quad \text{for } k \in \{1, 2, \dots, n-1\},$$

then we get that

$$\begin{aligned} & \Phi^{(\beta)}(T_r) - \Phi^{(\alpha)}(T_r) \\ & \geq \sum_{i=1}^{n-2} \Delta_i \left[\sum_{j=0}^{n-i-2} \beta(1-\beta)^j \prod_{\ell=i+1}^{i+j+1} \phi(\sigma_\ell) \right. \\ & \quad \left. + (1-\beta)^{n-i-1} \prod_{\ell=i+1}^n \phi(\sigma_\ell) - 1 \right] \\ & \geq \sum_{i=1}^{n-2} \Delta_i \left[\sum_{j=0}^{n-i-2} \beta(1-\beta)^j + (1-\beta)^{n-i-1} - 1 \right] \\ & = 0. \end{aligned}$$

■

By theorem 8, we have the following directly.

Corollary 9: Suppose that T_r is the path graph in Fig.12, then we see that

$$\Phi^{(0)}(T_r) \geq \Phi^{(\alpha)}(T_r) \quad \text{for any } \alpha \in [0, 1).$$

VII. CONCLUSION

A non-departmentalized tree graph as organization structure is not a substantial organization. Thus, when the evaluation measure is one, theorem 7 show that an organization with a hierarchical structure is not suitable for members with high ability in the sense of the capacity value of the individual is sufficiently large.

For example, in the organization which considers individual achievements more important, its members should take focus on increasing their own external output coefficients. Therefore, in order for the organization which considers individual achievements as important to maintain the organization of a

hierarchical type, it is necessary to employ multiple performance evaluation measure.

Theorem 8 and its corollary 9 imply that the most efficient external output coefficient for members with high ability in a path type organization is zero. That is, an individual's action in organizations which stress individual achievements as important is contradictory to make whole organization maximum.

ACKNOWLEDGMENT

The authors are indebted to the anonymous reviewers whose creative insights to the problem of model buildings have opened up our minds. An earlier version of the paper was presented to the international conference on Pure Mathematics and Applied Mathematics (PM-AM2015) in Vienna, Austria.

REFERENCES

- [1] Alvesson Mats, "A Flat Pyramid: A Symbolic Processing of Organizational Structure", International Studies of Management and Organization, 19-4,5-23,1989/1990
- [2] S.Ikeda, "An Efficient Structure of Organization", International Interdisciplinary Workshop on Robotics, Ecosystem, and Management, pp.72-78, 2010
- [3] S.Ikeda, T.Ito and M.Sakamoto, "Discovering the efficient organization structure: horizontal versus vertical", Artificial Life and Robotics, vol.15, 4, pp.478-481, 2011
- [4] A.Brown, "Organization of Industry",1947
- [5] Krackhardt David and Jeffrey R. Hanson, "Informal Networks: The company Behind the Chart", Harvard Business review,71-4,104-111,1993
- [6] P.R.Lawrence and J.W Lorsch "Organization and environment: Managing defferentiation and integration", Harvard University, Boston M.A., 1967
- [7] Reinhard Diestel,"Graph Theory(Third Edition)",Springer,2000

Satoshi Ikeda (Ph.D., Hiroshima University) is Associate Professor of mathematics and graph theory in Faculty of engineering at University of Miyazaki. Previously, he served on Tokyo university of Agriculture and technology. He has published numerous papers in refereed journals and proceedings, particularly in the area of application of graph theory, probabilistic algorithm, fractal geometry and measure theory.

Tsutomu Ito (Master of Engineering, Yamaguchi University) is Ph. D. student of Production Planning and Control in Division of Electrical, Systems and Mathematical Engineering at Hiroshima University, Japan.

Makoto sakamoto (Ph.D., Yamaguchi University) is Associate Professor of image processing and automaton language studies in Faculty of engineering at University of Miyazaki. Previously, he served on the faculty of Oshima National College of Maritime Technology (ONCTMT, Japan). He has published numerous papers in refereed journals and proceedings, particularly in the area of Turing machine, automaton theory and image processing.

takao Ito (Doctor of Economics, Kyoto University; Ph.D. of Engineering, Miyazaki University) is Professor of Management of Technology (MOT) in Graduate School of Engineering at Hiroshima University. Previously, he served on the faculty of Ube National College of Technology (UNCT, Japan) where he teaches courses in Information System Theories and Corporate Organization Theories. He is serving concurrently as Professor of Harbin Institute of Technology (HIT) at Weihai, China. He has published numerous papers in refereed journals and proceedings, particularly in the area of corporate management, IT strategy, and computer science. He has published more than 8 academic books including a book on Network Organizations and Information (Japanese Edition). His current research interests include automaton theory, the MOT and quantitative analysis of supply chain relationships using graph theory, theoretical analysis of the relationship between IT and corporate strategy, and engineering analysis of organizational structures using complex system theory. He was one of the winners of the Best Paper Award in the International Symposium on Artificial Life and Robotics (AROB) in January 2006. Dr. Ito is one of the associate editors of the International Journal of Advances in Information Sciences and Service Science, associate editor of International Journal Robotics, Networking and Artificial Life, and the member of editorial review board of International Journal of Data Mining, Modeling and Management and Information and Communication Technologies for the Advanced Enterprise. And he also is the Assistant General Chair of the International Conference on Artificial Life and Robotics. Dr. Ito earned his Doctor degree of Economics from Kyoto University and Ph. D. of Engineering from Miyazaki University, Japan. Dr. Ito is a visiting research professor of School of Management, New Jersey Institute of Technology (NJIT) from March 29 2008 to March 28, 2009.